

Objeto del Gasto	Fuente de Financiamiento	Aprobado	Ampliaciones / (Reducciones)	Presupuesto Vigente	Comprometido	Presupuesto Disponible para Comprometer	Devengado	Comprometido No Devengado	Presupuesto Sin Devengar	Ejercido	Pagado	Cuentas por Pagar Deuda
14 INGRESOS PROPIOS												
1000	SERVICIOS PERSONALES	\$0.00	\$135,496.51	\$135,496.51	\$0.00	\$135,496.51	\$0.00	\$0.00	\$135,496.51	\$0.00	\$0.00	\$0.00
1500	OTRAS PRESTACIONES SOCIALES Y ECONÓMICAS	\$0.00	\$135,496.51	\$135,496.51	\$0.00	\$135,496.51	\$0.00	\$0.00	\$135,496.51	\$0.00	\$0.00	\$0.00
1520	Indemnizaciones	\$0.00	\$135,496.51	\$135,496.51	\$0.00	\$135,496.51	\$0.00	\$0.00	\$135,496.51	\$0.00	\$0.00	\$0.00
1521	Indemnizaciones	\$0.00	\$135,496.51	\$135,496.51	\$0.00	\$135,496.51	\$0.00	\$0.00	\$135,496.51	\$0.00	\$0.00	\$0.00
2000	MATERIALES Y SUMINISTROS	\$50,000.00	\$586,249.79	\$636,249.79	\$586,249.79	\$50,000.00	\$586,249.79	\$0.00	\$50,000.00	\$586,249.79	\$586,249.97	-\$0.18
2100	MATERIALES DE ADMINISTRACIÓN, EMISIÓN DE DOC	\$20,000.00	\$0.00	\$20,000.00	\$0.00	\$20,000.00	\$0.00	\$0.00	\$20,000.00	\$0.00	\$0.00	\$0.00
2110	Materiales, útiles y equipos menores de oficina	\$20,000.00	\$0.00	\$20,000.00	\$0.00	\$20,000.00	\$0.00	\$0.00	\$20,000.00	\$0.00	\$0.00	\$0.00
2111	Materiales, útiles y equipos menores de oficina	\$20,000.00	\$0.00	\$20,000.00	\$0.00	\$20,000.00	\$0.00	\$0.00	\$20,000.00	\$0.00	\$0.00	\$0.00
2900	HERRAMIENTAS, REFACCIONES Y ACCESORIOS MEN	\$30,000.00	\$586,249.79	\$616,249.79	\$586,249.79	\$30,000.00	\$586,249.79	\$0.00	\$30,000.00	\$586,249.79	\$586,249.97	-\$0.18
2940	Refacciones y accesorios menores de equipo de cómputo	\$30,000.00	\$586,249.79	\$616,249.79	\$586,249.79	\$30,000.00	\$586,249.79	\$0.00	\$30,000.00	\$586,249.79	\$586,249.97	-\$0.18
2941	Refacciones y accesorios menores de equipo de cómputo	\$30,000.00	\$586,249.79	\$616,249.79	\$586,249.79	\$30,000.00	\$586,249.79	\$0.00	\$30,000.00	\$586,249.79	\$586,249.97	-\$0.18
3000	SERVICIOS GENERALES	\$225,000.00	\$3,358,599.59	\$3,583,599.59	\$1,776,992.14	\$1,806,607.45	\$1,776,992.14	\$0.00	\$1,806,607.45	\$1,776,992.14	\$1,776,992.14	\$0.00
3300	SERVICIOS PROFESIONALES, CIENTÍFICOS, TÉCNICOS Y OTROS SERVICIOS	\$2,580,000.00	\$3,275,312.21	\$3,300,312.21	\$1,733,546.66	\$1,566,765.55	\$1,733,546.66	\$0.00	\$1,566,765.55	\$1,733,546.66	\$1,733,546.66	\$0.00
3340	Servicios de capacitación	\$0.00	\$3,138,432.21	\$3,138,432.21	\$1,596,666.66	\$1,541,765.55	\$1,596,666.66	\$0.00	\$1,541,765.55	\$1,596,666.66	\$1,596,666.66	\$0.00
3341	Servicios de capacitación	\$0.00	\$3,138,432.21	\$3,138,432.21	\$1,596,666.66	\$1,541,765.55	\$1,596,666.66	\$0.00	\$1,541,765.55	\$1,596,666.66	\$1,596,666.66	\$0.00
3350	Servicios de investigación científica y desarrollo	\$0.00	\$136,880.00	\$136,880.00	\$136,880.00	\$0.00	\$136,880.00	\$0.00	\$0.00	\$136,880.00	\$136,880.00	\$0.00
3351	Servicios de investigación científica y desarrollo	\$0.00	\$136,880.00	\$136,880.00	\$136,880.00	\$0.00	\$136,880.00	\$0.00	\$0.00	\$136,880.00	\$136,880.00	\$0.00
3360	Servicios de apoyo administrativo, fotocopiado e impresión	\$25,000.00	\$0.00	\$25,000.00	\$0.00	\$25,000.00	\$0.00	\$0.00	\$25,000.00	\$0.00	\$0.00	\$0.00
3361	Servicios de apoyo administrativo, fotocopiado e impresión	\$25,000.00	\$0.00	\$25,000.00	\$0.00	\$25,000.00	\$0.00	\$0.00	\$25,000.00	\$0.00	\$0.00	\$0.00
3400	SERVICIOS FINANCIEROS, BANCARIOS Y COMERCIALES	\$5,000.00	\$0.00	\$5,000.00	\$177.48	\$4,822.52	\$177.48	\$0.00	\$4,822.52	\$177.48	\$177.48	\$0.00
3410	Servicios financieros y bancarios	\$5,000.00	\$0.00	\$5,000.00	\$177.48	\$4,822.52	\$177.48	\$0.00	\$4,822.52	\$177.48	\$177.48	\$0.00
3411	Servicios financieros y bancarios	\$5,000.00	\$0.00	\$5,000.00	\$177.48	\$4,822.52	\$177.48	\$0.00	\$4,822.52	\$177.48	\$177.48	\$0.00
3800	SERVICIOS OFICIALES	\$0.00	\$43,268.00	\$43,268.00	\$43,268.00	\$0.00	\$43,268.00	\$0.00	\$0.00	\$43,268.00	\$43,268.00	\$0.00
3820	Gastos de orden social y cultural	\$0.00	\$43,268.00	\$43,268.00	\$43,268.00	\$0.00	\$43,268.00	\$0.00	\$0.00	\$43,268.00	\$43,268.00	\$0.00
3821	Gastos de orden social y cultural	\$0.00	\$43,268.00	\$43,268.00	\$43,268.00	\$0.00	\$43,268.00	\$0.00	\$0.00	\$43,268.00	\$43,268.00	\$0.00
3900	OTROS SERVICIOS GENERALES	\$195,000.00	\$40,019.38	\$235,019.38	\$0.00	\$235,019.38	\$0.00	\$0.00	\$235,019.38	\$0.00	\$0.00	\$0.00
3920	Impuestos y derechos	\$70,000.00	\$0.00	\$70,000.00	\$0.00	\$70,000.00	\$0.00	\$0.00	\$70,000.00	\$0.00	\$0.00	\$0.00
3921	Impuestos y derechos	\$70,000.00	\$0.00	\$70,000.00	\$0.00	\$70,000.00	\$0.00	\$0.00	\$70,000.00	\$0.00	\$0.00	\$0.00
3990	Otros servicios generales	\$125,000.00	\$40,019.38	\$165,019.38	\$0.00	\$165,019.38	\$0.00	\$0.00	\$165,019.38	\$0.00	\$0.00	\$0.00



Fuente de Financiamiento		Aprobado	Ampliaciones / (Reducciones)	Presupuesto Vigente	Comprometido	Presupuesto Disponible para Comprometer	Devengado	Comprometido No Devengado	Presupuesto Sin Devengar	Ejercido	Pagado	Cuentas por
Objeto	del Gasto											Pagar Deuda
3991	Otros servicios generales	\$125,000.00	\$40,019.38	\$165,019.38	\$0.00	\$165,019.38	\$0.00	\$0.00	\$165,019.38	\$0.00	\$0.00	\$0.00
5000	BIENES MUEBLES, INMUEBLES E INTANGIBLES	\$0.00	\$447,890.05	\$447,890.05	\$436,290.01	\$11,600.04	\$436,290.01	\$0.00	\$11,600.04	\$436,290.01	\$436,290.01	\$0.00
5100	MOBILIARIO Y EQUIPO DE ADMINISTRACIÓN	\$0.00	\$131,000.00	\$131,000.00	\$130,999.96	\$0.04	\$130,999.96	\$0.00	\$0.04	\$130,999.96	\$130,999.96	\$0.00
5150	Equipo de cómputo y de tecnología de la información	\$0.00	\$131,000.00	\$131,000.00	\$130,999.96	\$0.04	\$130,999.96	\$0.00	\$0.04	\$130,999.96	\$130,999.96	\$0.00
5151	Equipo de cómputo y de tecnología de la información	\$0.00	\$131,000.00	\$131,000.00	\$130,999.96	\$0.04	\$130,999.96	\$0.00	\$0.04	\$130,999.96	\$130,999.96	\$0.00
5300	EQUIPO E INSTRUMENTAL MÉDICO Y DE LABORATORIO	\$0.00	\$316,890.05	\$316,890.05	\$305,290.05	\$11,600.00	\$305,290.05	\$0.00	\$11,600.00	\$305,290.05	\$305,290.05	\$0.00
5310	Equipo médico y de laboratorio	\$0.00	\$13,688.00	\$13,688.00	\$13,688.00	\$0.00	\$13,688.00	\$0.00	\$0.00	\$13,688.00	\$13,688.00	\$0.00
5311	Equipo médico y de laboratorio	\$0.00	\$13,688.00	\$13,688.00	\$13,688.00	\$0.00	\$13,688.00	\$0.00	\$0.00	\$13,688.00	\$13,688.00	\$0.00
5320	Instrumental médico y de laboratorio	\$0.00	\$303,202.05	\$303,202.05	\$291,602.05	\$11,600.00	\$291,602.05	\$0.00	\$11,600.00	\$291,602.05	\$291,602.05	\$0.00
5321	Instrumental médico y de laboratorio	\$0.00	\$303,202.05	\$303,202.05	\$291,602.05	\$11,600.00	\$291,602.05	\$0.00	\$11,600.00	\$291,602.05	\$291,602.05	\$0.00
INGRESOS PROPIOS		\$275,000.00	\$4,528,235.94	\$4,803,235.94	\$2,799,531.94	\$2,003,704.00	\$2,799,531.94	\$0.00	\$2,003,704.00	\$2,799,531.94	\$2,799,532.12	-\$0.18
15 FEDERAL												
1000	SERVICIOS PERSONALES	\$14,646,098.26	\$0.00	\$14,646,098.26	\$8,967,574.20	\$5,678,524.06	\$8,967,574.20	\$0.00	\$5,678,524.06	\$8,967,574.20	\$8,967,574.20	\$0.00
1100	REMUNERACIONES AL PERSONAL DE CARÁCTER PERMANENTE	\$8,821,336.66	\$0.00	\$8,821,336.66	\$5,981,416.10	\$2,839,920.56	\$5,981,416.10	\$0.00	\$2,839,920.56	\$5,981,416.10	\$5,981,416.10	\$0.00
1130	Sueldos base al personal permanente	\$8,821,336.66	\$0.00	\$8,821,336.66	\$5,981,416.10	\$2,839,920.56	\$5,981,416.10	\$0.00	\$2,839,920.56	\$5,981,416.10	\$5,981,416.10	\$0.00
1131	Sueldo Base al Personal de Base	\$8,821,336.66	\$0.00	\$8,821,336.66	\$5,981,416.10	\$2,839,920.56	\$5,981,416.10	\$0.00	\$2,839,920.56	\$5,981,416.10	\$5,981,416.10	\$0.00
1300	REMUNERACIONES ADICIONALES Y ESPECIALES	\$2,128,973.41	\$6,811.98	\$2,135,785.39	\$934,017.70	\$1,201,767.69	\$934,017.70	\$0.00	\$1,201,767.69	\$934,017.70	\$934,017.70	\$0.00
1310	Primas por años de servicios efectivos prestados	\$300,873.36	\$0.00	\$300,873.36	\$219,156.82	\$81,716.54	\$219,156.82	\$0.00	\$81,716.54	\$219,156.82	\$219,156.82	\$0.00
1311	Primas por años de servicios efectivos prestados	\$300,873.36	\$0.00	\$300,873.36	\$219,156.82	\$81,716.54	\$219,156.82	\$0.00	\$81,716.54	\$219,156.82	\$219,156.82	\$0.00
1320	Primas de vacaciones, dominical y gratificación de fin de año	\$1,828,100.05	\$6,811.98	\$1,834,912.03	\$714,860.88	\$1,120,051.15	\$714,860.88	\$0.00	\$1,120,051.15	\$714,860.88	\$714,860.88	\$0.00
1321	Primas de vacaciones y Dominical	\$677,475.02	\$6,811.98	\$684,287.00	\$684,287.00	\$0.00	\$684,287.00	\$0.00	\$0.00	\$684,287.00	\$684,287.00	\$0.00
1322	Gratificación de fin de año	\$1,150,625.03	\$0.00	\$1,150,625.03	\$30,573.88	\$1,120,051.15	\$30,573.88	\$0.00	\$1,120,051.15	\$30,573.88	\$30,573.88	\$0.00
1400	SEGURIDAD SOCIAL	\$2,619,407.07	\$0.00	\$2,619,407.07	\$1,530,640.10	\$1,088,766.97	\$1,530,640.10	\$0.00	\$1,088,766.97	\$1,530,640.10	\$1,530,640.10	\$0.00
1410	Aportaciones de seguridad social	\$2,303,525.58	\$0.00	\$2,303,525.58	\$1,443,729.73	\$859,795.85	\$1,443,729.73	\$0.00	\$859,795.85	\$1,443,729.73	\$1,443,729.73	\$0.00
1411	Aportaciones de seguridad social	\$2,303,525.58	\$0.00	\$2,303,525.58	\$1,443,729.73	\$859,795.85	\$1,443,729.73	\$0.00	\$859,795.85	\$1,443,729.73	\$1,443,729.73	\$0.00
1420	Aportaciones a fondos de vivienda	\$120,378.86	\$0.00	\$120,378.86	\$86,910.37	\$33,468.49	\$86,910.37	\$0.00	\$33,468.49	\$86,910.37	\$86,910.37	\$0.00
1421	Aportaciones a fondos de vivienda	\$120,378.86	\$0.00	\$120,378.86	\$86,910.37	\$33,468.49	\$86,910.37	\$0.00	\$33,468.49	\$86,910.37	\$86,910.37	\$0.00
1430	Aportaciones al sistema para el retiro	\$195,502.63	\$0.00	\$195,502.63	\$0.00	\$195,502.63	\$0.00	\$0.00	\$195,502.63	\$0.00	\$0.00	\$0.00
1431	Aportaciones al sistema para el retiro	\$195,502.63	\$0.00	\$195,502.63	\$0.00	\$195,502.63	\$0.00	\$0.00	\$195,502.63	\$0.00	\$0.00	\$0.00
1500	OTRAS PRESTACIONES SOCIALES	\$974,257.82	\$0.00	\$974,257.82	\$521,500.30	\$452,757.52	\$521,500.30	\$0.00	\$452,757.52	\$521,500.30	\$521,500.30	\$0.00





Usr: subplaneacion
Rep: rptEstadoPresupuestoEgresos_FF

Instituto Tecnológico Superior de Tepeaca Estado de Puebla

Estado del Ejercicio del Presupuesto por Fuente de Financiamiento Al 31/jul/2019

Fecha y hora de Impresión | 14/ago/2019
11:47 a.m.

Fuente de Financiamiento		Aprobado	Ampliaciones / (Reducciones)	Presupuesto Vigente	Comprometido	Presupuesto Disponibile para Comprometer	Devengado	Comprometido No Devengado	Presupuesto Sin Devengar	Ejercido	Pagado	Cuentas por
Objeto	del Gasto											Pagar Deuda
1520	Indemnizaciones	\$100,000.00	\$0.00	\$100,000.00	\$0.00	\$100,000.00	\$0.00	\$0.00	\$100,000.00	\$0.00	\$0.00	\$0.00
1521	Indemnizaciones	\$100,000.00	\$0.00	\$100,000.00	\$0.00	\$100,000.00	\$0.00	\$0.00	\$100,000.00	\$0.00	\$0.00	\$0.00
1590	Otras prestaciones sociales y económicas	\$874,257.82	\$0.00	\$874,257.82	\$521,500.30	\$352,757.52	\$521,500.30	\$0.00	\$352,757.52	\$521,500.30	\$521,500.30	\$0.00
1591	Otras prestaciones sociales y económicas	\$874,257.82	\$0.00	\$874,257.82	\$521,500.30	\$352,757.52	\$521,500.30	\$0.00	\$352,757.52	\$521,500.30	\$521,500.30	\$0.00
1700	PAGO DE ESTÍMULOS A SERVIDORES PÚBLICOS	\$102,123.30	-\$6,811.98	\$95,311.32	\$0.00	\$95,311.32	\$0.00	\$0.00	\$95,311.32	\$0.00	\$0.00	\$0.00
1710	Estímulos	\$102,123.30	-\$6,811.98	\$95,311.32	\$0.00	\$95,311.32	\$0.00	\$0.00	\$95,311.32	\$0.00	\$0.00	\$0.00
1711	Estímulos	\$102,123.30	-\$6,811.98	\$95,311.32	\$0.00	\$95,311.32	\$0.00	\$0.00	\$95,311.32	\$0.00	\$0.00	\$0.00
2000	MATERIALES Y SUMINISTROS	\$1,808,993.04	\$775,000.00	\$2,583,993.04	\$1,073,447.43	\$1,510,545.61	\$1,073,447.43	\$0.00	\$1,510,545.61	\$1,073,447.43	\$1,073,447.43	\$0.00
2100	MATERIALES DE ADMINISTRACIÓN, EMISIÓN DE DOC	\$621,297.36	\$195,000.00	\$816,297.36	\$373,784.18	\$442,513.18	\$373,784.18	\$0.00	\$442,513.18	\$373,784.18	\$373,784.18	\$0.00
2110	Materiales, útiles y equipos menores de oficina	\$93,017.22	\$25,000.00	\$118,017.22	\$107,737.42	\$10,279.80	\$107,737.42	\$0.00	\$10,279.80	\$107,737.42	\$107,737.42	\$0.00
2111	Materiales, útiles y equipos menores de oficina	\$93,017.22	\$25,000.00	\$118,017.22	\$107,737.42	\$10,279.80	\$107,737.42	\$0.00	\$10,279.80	\$107,737.42	\$107,737.42	\$0.00
2120	Materiales y útiles de impresión y reproducción	\$39,199.36	\$15,000.00	\$54,199.36	\$29,858.40	\$24,340.96	\$29,858.40	\$0.00	\$24,340.96	\$29,858.40	\$29,858.40	\$0.00
2121	Materiales y útiles de impresión y reproducción	\$39,199.36	\$15,000.00	\$54,199.36	\$29,858.40	\$24,340.96	\$29,858.40	\$0.00	\$24,340.96	\$29,858.40	\$29,858.40	\$0.00
2140	Materiales, útiles y equipos menores de tecnologías de la	\$135,000.00	\$0.00	\$135,000.00	\$53,421.56	\$81,578.44	\$53,421.56	\$0.00	\$81,578.44	\$53,421.56	\$53,421.56	\$0.00
2141	Materiales, útiles y equipos menores de tecnologías de la	\$135,000.00	\$0.00	\$135,000.00	\$53,421.56	\$81,578.44	\$53,421.56	\$0.00	\$81,578.44	\$53,421.56	\$53,421.56	\$0.00
2150	Material impreso e información digital	\$61,200.00	\$25,000.00	\$86,200.00	\$31,320.00	\$54,880.00	\$31,320.00	\$0.00	\$54,880.00	\$31,320.00	\$31,320.00	\$0.00
2151	Material impreso e información digital	\$61,200.00	\$25,000.00	\$86,200.00	\$31,320.00	\$54,880.00	\$31,320.00	\$0.00	\$54,880.00	\$31,320.00	\$31,320.00	\$0.00
2160	Material de limpieza	\$117,880.78	\$25,000.00	\$142,880.78	\$92,252.35	\$50,628.43	\$92,252.35	\$0.00	\$50,628.43	\$92,252.35	\$92,252.35	\$0.00
2161	Material de limpieza	\$117,880.78	\$25,000.00	\$142,880.78	\$92,252.35	\$50,628.43	\$92,252.35	\$0.00	\$50,628.43	\$92,252.35	\$92,252.35	\$0.00
2170	Materiales y útiles de enseñanza	\$150,000.00	\$100,000.00	\$250,000.00	\$58,614.45	\$191,385.55	\$58,614.45	\$0.00	\$191,385.55	\$58,614.45	\$58,614.45	\$0.00
2171	Materiales y útiles de enseñanza	\$150,000.00	\$100,000.00	\$250,000.00	\$58,614.45	\$191,385.55	\$58,614.45	\$0.00	\$191,385.55	\$58,614.45	\$58,614.45	\$0.00
2180	Materiales para el registro e identificación de bienes y per	\$25,000.00	\$5,000.00	\$30,000.00	\$580.00	\$29,420.00	\$580.00	\$0.00	\$29,420.00	\$580.00	\$580.00	\$0.00
2181	Materiales para el registro e identificación de bienes y per	\$25,000.00	\$5,000.00	\$30,000.00	\$580.00	\$29,420.00	\$580.00	\$0.00	\$29,420.00	\$580.00	\$580.00	\$0.00
2200	ALIMENTOS Y UTENSILIOS	\$175,000.00	\$75,000.00	\$250,000.00	\$126,043.76	\$125,854.24	\$126,043.76	\$0.00	\$123,956.24	\$124,145.76	\$126,043.76	\$0.00
2210	Productos alimenticios para personas	\$125,000.00	\$50,000.00	\$175,000.00	\$123,011.05	\$53,886.95	\$123,011.05	\$0.00	\$51,988.95	\$121,113.05	\$123,011.05	\$0.00
2211	Productos alimenticios para personas	\$125,000.00	\$50,000.00	\$175,000.00	\$123,011.05	\$53,886.95	\$123,011.05	\$0.00	\$51,988.95	\$121,113.05	\$123,011.05	\$0.00
2230	Utensilios para el servicio de alimentación	\$50,000.00	\$25,000.00	\$75,000.00	\$3,032.71	\$71,967.29	\$3,032.71	\$0.00	\$71,967.29	\$3,032.71	\$3,032.71	\$0.00
2231	Utensilios para el servicio de alimentación	\$50,000.00	\$25,000.00	\$75,000.00	\$3,032.71	\$71,967.29	\$3,032.71	\$0.00	\$71,967.29	\$3,032.71	\$3,032.71	\$0.00
2300	MATERIAS PRIMAS Y MATERIALES DE PRODUCCIÓN	\$0.00	\$399.60	\$399.60	\$399.60	\$0.00	\$399.60	\$0.00	\$0.00	\$399.60	\$399.60	\$0.00
2370	Productos de cuero, piel, plástico y hule ad	\$0.00	\$399.60	\$399.60	\$399.60	\$0.00	\$399.60	\$0.00	\$0.00	\$399.60	\$399.60	\$0.00
2371	Productos de cuero, piel, plástico y hule ad	\$0.00	\$399.60	\$399.60	\$399.60	\$0.00	\$399.60	\$0.00	\$0.00	\$399.60	\$399.60	\$0.00



Fuente de Financiamiento		Aprobado	Ampliaciones / (Reducciones)	Presupuesto Vigente	Comprometido	Presupuesto Disponibile para Comprometer	Devengado	Comprometido No Devengado	Presupuesto Sin Devengar	Ejercido	Pagado	Cuentas por
Objeto	del Gasto											Pagar Deuda
2400	MATERIALES Y ARTÍCULOS DE CONSTRUCCIÓN Y DE	\$281,592.72	\$275,849.86	\$557,442.58	\$209,971.22	\$347,471.36	\$209,971.22	\$0.00	\$347,471.36	\$209,971.22	\$209,971.22	\$0.00
2410	Productos minerales no metálicos	\$73,817.52	-\$26,295.65	\$47,521.87	\$2,628.02	\$44,893.85	\$2,628.02	\$0.00	\$44,893.85	\$2,628.02	\$2,628.02	\$0.00
2411	Productos minerales no metálicos	\$73,817.52	-\$26,295.65	\$47,521.87	\$2,628.02	\$44,893.85	\$2,628.02	\$0.00	\$44,893.85	\$2,628.02	\$2,628.02	\$0.00
2420	Cemento y productos de concreto	\$45,000.00	\$0.00	\$45,000.00	\$7,050.00	\$37,950.00	\$7,050.00	\$0.00	\$37,950.00	\$7,050.00	\$7,050.00	\$0.00
2421	Cemento y productos de concreto	\$45,000.00	\$0.00	\$45,000.00	\$7,050.00	\$37,950.00	\$7,050.00	\$0.00	\$37,950.00	\$7,050.00	\$7,050.00	\$0.00
2430	Cal, yeso y productos de yeso	\$11,610.00	\$0.00	\$11,610.00	\$0.00	\$11,610.00	\$0.00	\$0.00	\$11,610.00	\$0.00	\$0.00	\$0.00
2431	Cal, yeso y productos de yeso	\$11,610.00	\$0.00	\$11,610.00	\$0.00	\$11,610.00	\$0.00	\$0.00	\$11,610.00	\$0.00	\$0.00	\$0.00
2440	Madera y productos de madera	\$31,945.20	\$98,125.34	\$130,070.54	\$31,534.70	\$98,535.84	\$31,534.70	\$0.00	\$98,535.84	\$31,534.70	\$31,534.70	\$0.00
2441	Madera y productos de madera	\$31,945.20	\$98,125.34	\$130,070.54	\$31,534.70	\$98,535.84	\$31,534.70	\$0.00	\$98,535.84	\$31,534.70	\$31,534.70	\$0.00
2450	Vidrio y productos de vidrio	\$2,000.00	\$25,000.00	\$27,000.00	\$0.00	\$27,000.00	\$0.00	\$0.00	\$27,000.00	\$0.00	\$0.00	\$0.00
2451	Vidrio y productos de vidrio	\$2,000.00	\$25,000.00	\$27,000.00	\$0.00	\$27,000.00	\$0.00	\$0.00	\$27,000.00	\$0.00	\$0.00	\$0.00
2460	Material eléctrico y electrónico	\$56,000.00	\$34,352.43	\$90,352.43	\$51,445.14	\$38,907.29	\$51,445.14	\$0.00	\$38,907.29	\$51,445.14	\$51,445.14	\$0.00
2461	Material eléctrico y electrónico	\$56,000.00	\$34,352.43	\$90,352.43	\$51,445.14	\$38,907.29	\$51,445.14	\$0.00	\$38,907.29	\$51,445.14	\$51,445.14	\$0.00
2470	Artículos metálicos para la construcción	\$35,000.00	\$21,709.72	\$56,709.72	\$56,709.31	\$0.41	\$56,709.31	\$0.00	\$0.41	\$56,709.31	\$56,709.31	\$0.00
2471	Artículos metálicos para la construcción	\$35,000.00	\$21,709.72	\$56,709.72	\$56,709.31	\$0.41	\$56,709.31	\$0.00	\$0.41	\$56,709.31	\$56,709.31	\$0.00
2480	Materiales complementarios	\$19,700.00	\$44,185.00	\$63,885.00	\$7,699.49	\$56,185.51	\$7,699.49	\$0.00	\$56,185.51	\$7,699.49	\$7,699.49	\$0.00
2481	Materiales complementarios	\$19,700.00	\$44,185.00	\$63,885.00	\$7,699.49	\$56,185.51	\$7,699.49	\$0.00	\$56,185.51	\$7,699.49	\$7,699.49	\$0.00
2490	Otros materiales y artículos de construcción y reparación	\$6,520.00	\$78,773.02	\$85,293.02	\$52,904.56	\$32,388.46	\$52,904.56	\$0.00	\$32,388.46	\$52,904.56	\$52,904.56	\$0.00
2491	Otros materiales y artículos de construcción y reparación	\$6,520.00	\$78,773.02	\$85,293.02	\$52,904.56	\$32,388.46	\$52,904.56	\$0.00	\$32,388.46	\$52,904.56	\$52,904.56	\$0.00
2500	PRODUCTOS QUÍMICOS, FARMACÉUTICOS Y DE LABO	\$227,094.69	\$50,000.00	\$277,094.69	\$24,303.71	\$252,790.98	\$24,303.71	\$0.00	\$252,790.98	\$24,303.71	\$24,303.71	\$0.00
2510	Productos químicos básicos	\$39,310.00	\$0.00	\$39,310.00	\$303.92	\$39,006.08	\$303.92	\$0.00	\$39,006.08	\$303.92	\$303.92	\$0.00
2511	Productos químicos básicos	\$39,310.00	\$0.00	\$39,310.00	\$303.92	\$39,006.08	\$303.92	\$0.00	\$39,006.08	\$303.92	\$303.92	\$0.00
2520	Fertilizantes, pesticidas y otros agroquímicos	\$24,457.00	\$0.00	\$24,457.00	\$176.01	\$24,280.99	\$176.01	\$0.00	\$24,280.99	\$176.01	\$176.01	\$0.00
2521	Fertilizantes, pesticidas y otros agroquímicos	\$24,457.00	\$0.00	\$24,457.00	\$176.01	\$24,280.99	\$176.01	\$0.00	\$24,280.99	\$176.01	\$176.01	\$0.00
2530	Medicinas y productos farmacéuticos	\$27,391.00	\$0.00	\$27,391.00	\$0.00	\$27,391.00	\$0.00	\$0.00	\$27,391.00	\$0.00	\$0.00	\$0.00
2531	Medicinas y productos farmacéuticos	\$27,391.00	\$0.00	\$27,391.00	\$0.00	\$27,391.00	\$0.00	\$0.00	\$27,391.00	\$0.00	\$0.00	\$0.00
2540	Materiales, accesorios y suministros médicos	\$11,325.00	\$0.00	\$11,325.00	\$19.79	\$11,305.21	\$19.79	\$0.00	\$11,305.21	\$19.79	\$19.79	\$0.00
2541	Materiales, accesorios y suministros médicos	\$11,325.00	\$0.00	\$11,325.00	\$19.79	\$11,305.21	\$19.79	\$0.00	\$11,305.21	\$19.79	\$19.79	\$0.00
2550	Materiales, accesorios y suministros de laboratorio	\$55,871.69	\$25,000.00	\$80,871.69	\$17,754.00	\$63,117.69	\$17,754.00	\$0.00	\$63,117.69	\$17,754.00	\$17,754.00	\$0.00
2551	Materiales, accesorios y suministros de laboratorio	\$55,871.69	\$25,000.00	\$80,871.69	\$17,754.00	\$63,117.69	\$17,754.00	\$0.00	\$63,117.69	\$17,754.00	\$17,754.00	\$0.00
2560	Fibras sintéticas, hules, plásticos y derivados	\$15,740.00	\$0.00	\$15,740.00	\$6,049.99	\$9,690.01	\$6,049.99	\$0.00	\$9,690.01	\$6,049.99	\$6,049.99	\$0.00



Fuente de Financiamiento		Aprobado	Ampliaciones / (Reducciones)	Presupuesto Vigente	Comprometido	Presupuesto Disponibile para Comprometer	Devengado	Comprometido No Devengado	Presupuesto Sin Devengar	Ejercido	Pagado	Cuentas por
Objeto	del Gasto											Pagar Deuda
2561	Fibras sintéticas, hules, plásticos y derivados	\$15,740.00	\$0.00	\$15,740.00	\$6,049.99	\$9,690.01	\$6,049.99	\$0.00	\$9,690.01	\$6,049.99	\$6,049.99	\$0.00
2590	Otros productos químicos	\$53,000.00	\$25,000.00	\$78,000.00	\$0.00	\$78,000.00	\$0.00	\$0.00	\$78,000.00	\$0.00	\$0.00	\$0.00
2591	Otros productos químicos	\$53,000.00	\$25,000.00	\$78,000.00	\$0.00	\$78,000.00	\$0.00	\$0.00	\$78,000.00	\$0.00	\$0.00	\$0.00
2600	COMBUSTIBLES, LUBRICANTES Y ADITIVOS	\$139,250.00	\$50,000.00	\$189,250.00	\$188,380.11	\$869.89	\$188,380.11	\$0.00	\$869.89	\$188,380.11	\$188,380.11	\$0.00
2610	Combustibles, lubricantes y aditivos	\$139,250.00	\$50,000.00	\$189,250.00	\$188,380.11	\$869.89	\$188,380.11	\$0.00	\$869.89	\$188,380.11	\$188,380.11	\$0.00
2611	Combustibles	\$125,000.00	\$59,685.11	\$184,685.11	\$184,685.11	\$0.00	\$184,685.11	\$0.00	\$0.00	\$184,685.11	\$184,685.11	\$0.00
2612	Lubricantes y Aditivos	\$14,250.00	-\$9,685.11	\$4,564.89	\$3,695.00	\$869.89	\$3,695.00	\$0.00	\$869.89	\$3,695.00	\$3,695.00	\$0.00
2700	VESTUARIO, BLANCOS, PRENDAS DE PROTECCIÓN Y	\$121,592.27	\$40,000.00	\$161,592.27	\$5,860.00	\$155,732.27	\$5,860.00	\$0.00	\$155,732.27	\$5,860.00	\$5,860.00	\$0.00
2710	Vestuario y uniformes	\$55,000.00	\$25,000.00	\$80,000.00	\$5,860.00	\$74,140.00	\$5,860.00	\$0.00	\$74,140.00	\$5,860.00	\$5,860.00	\$0.00
2711	Vestuario y uniformes	\$55,000.00	\$25,000.00	\$80,000.00	\$5,860.00	\$74,140.00	\$5,860.00	\$0.00	\$74,140.00	\$5,860.00	\$5,860.00	\$0.00
2720	Prendas de seguridad y protección personal	\$23,340.00	\$15,000.00	\$38,340.00	\$0.00	\$38,340.00	\$0.00	\$0.00	\$38,340.00	\$0.00	\$0.00	\$0.00
2721	Prendas de seguridad y protección personal	\$23,340.00	\$15,000.00	\$38,340.00	\$0.00	\$38,340.00	\$0.00	\$0.00	\$38,340.00	\$0.00	\$0.00	\$0.00
2730	Artículos deportivos	\$43,252.27	\$0.00	\$43,252.27	\$0.00	\$43,252.27	\$0.00	\$0.00	\$43,252.27	\$0.00	\$0.00	\$0.00
2731	Artículos deportivos	\$43,252.27	\$0.00	\$43,252.27	\$0.00	\$43,252.27	\$0.00	\$0.00	\$43,252.27	\$0.00	\$0.00	\$0.00
2900	HERRAMIENTAS, REFACCIONES Y ACCESORIOS MEN	\$243,166.00	\$88,750.54	\$331,916.54	\$144,704.85	\$185,313.69	\$144,704.85	\$0.00	\$187,211.69	\$146,602.85	\$144,704.85	\$0.00
2910	Herramientas menores	\$46,953.34	\$15,000.00	\$61,953.34	\$33,284.68	\$26,770.66	\$33,284.68	\$0.00	\$28,668.66	\$35,182.68	\$33,284.68	\$0.00
2911	Herramientas menores	\$46,953.34	\$15,000.00	\$61,953.34	\$33,284.68	\$26,770.66	\$33,284.68	\$0.00	\$28,668.66	\$35,182.68	\$33,284.68	\$0.00
2920	Refacciones y accesorios menores de edificios	\$41,597.22	\$14,150.14	\$55,747.36	\$8,827.02	\$46,920.34	\$8,827.02	\$0.00	\$46,920.34	\$8,827.02	\$8,827.02	\$0.00
2921	Refacciones y accesorios menores de edificios	\$41,597.22	\$14,150.14	\$55,747.36	\$8,827.02	\$46,920.34	\$8,827.02	\$0.00	\$46,920.34	\$8,827.02	\$8,827.02	\$0.00
2930	Refacciones y accesorios menores de mobiliario y equipo	\$15,232.00	\$15,000.00	\$30,232.00	\$1,663.15	\$28,568.85	\$1,663.15	\$0.00	\$28,568.85	\$1,663.15	\$1,663.15	\$0.00
2931	Refacciones y accesorios menores de mobiliario y equipo	\$15,232.00	\$15,000.00	\$30,232.00	\$1,663.15	\$28,568.85	\$1,663.15	\$0.00	\$28,568.85	\$1,663.15	\$1,663.15	\$0.00
2940	Refacciones y accesorios menores de equipo de cómputo	\$70,018.24	\$14,600.40	\$84,618.64	\$45,294.85	\$39,323.79	\$45,294.85	\$0.00	\$39,323.79	\$45,294.85	\$45,294.85	\$0.00
2941	Refacciones y accesorios menores de equipo de cómputo	\$70,018.24	\$14,600.40	\$84,618.64	\$45,294.85	\$39,323.79	\$45,294.85	\$0.00	\$39,323.79	\$45,294.85	\$45,294.85	\$0.00
2960	Refacciones y accesorios menores de equipo de cómputo	\$30,000.00	\$20,000.00	\$50,000.00	\$49,592.08	\$407.92	\$49,592.08	\$0.00	\$407.92	\$49,592.08	\$49,592.08	\$0.00
2961	Refacciones y accesorios menores de equipo de cómputo	\$30,000.00	\$20,000.00	\$50,000.00	\$49,592.08	\$407.92	\$49,592.08	\$0.00	\$407.92	\$49,592.08	\$49,592.08	\$0.00
2980	Refacciones y accesorios menores de maquinaria y equipo	\$19,365.20	\$10,000.00	\$29,365.20	\$5,479.97	\$23,885.23	\$5,479.97	\$0.00	\$23,885.23	\$5,479.97	\$5,479.97	\$0.00
2981	Refacciones y accesorios menores de maquinaria y equipo	\$19,365.20	\$10,000.00	\$29,365.20	\$5,479.97	\$23,885.23	\$5,479.97	\$0.00	\$23,885.23	\$5,479.97	\$5,479.97	\$0.00
2990	Refacciones y accesorios menores otros	\$20,000.00	\$0.00	\$20,000.00	\$563.10	\$19,436.90	\$563.10	\$0.00	\$19,436.90	\$563.10	\$563.10	\$0.00
2991	Refacciones y accesorios menores otros	\$20,000.00	\$0.00	\$20,000.00	\$563.10	\$19,436.90	\$563.10	\$0.00	\$19,436.90	\$563.10	\$563.10	\$0.00
3000	SERVICIOS GENERALES	\$2,802,417.70	\$166,405.00	\$2,968,822.70	\$1,710,888.63	\$1,257,934.07	\$1,710,888.63	\$0.00	\$1,257,934.07	\$1,710,888.63	\$1,710,888.62	\$0.01
3100	SERVICIOS BÁSICOS	\$270,085.74	\$27,000.00	\$297,085.74	\$122,230.52	\$174,855.22	\$122,230.52	\$0.00	\$174,855.22	\$122,230.52	\$122,230.52	\$0.00




Usr: subplaneacion
Rep: rptEstadoPresupuestoEgresos_FF

Instituto Tecnológico Superior de Tepeaca Estado de Puebla

Estado del Ejercicio del Presupuesto por Fuente de Financiamiento Al 31/jul/2019

Fecha y hora de Impresión | 14/ago/2019
11:47 a.m.

Fuente de Financiamiento		Aprobado	Ampliaciones / (Reducciones)	Presupuesto Vigente	Comprometido	Presupuesto Disponibile para Comprometer	Devengado	Comprometido No Devengado	Presupuesto Sin Devengar	Ejercido	Pagado	Cuentas por Pagar Deuda
Objeto	del Gasto											
3110	Energía eléctrica	\$91,200.00	\$20,000.00	\$111,200.00	\$35,686.00	\$75,514.00	\$35,686.00	\$0.00	\$75,514.00	\$35,686.00	\$35,686.00	\$0.00
3111	Energía eléctrica	\$91,200.00	\$20,000.00	\$111,200.00	\$35,686.00	\$75,514.00	\$35,686.00	\$0.00	\$75,514.00	\$35,686.00	\$35,686.00	\$0.00
3120	Gas	\$9,628.00	\$7,000.00	\$16,628.00	\$2,940.77	\$13,687.23	\$2,940.77	\$0.00	\$13,687.23	\$2,940.77	\$2,940.77	\$0.00
3121	Gas	\$9,628.00	\$7,000.00	\$16,628.00	\$2,940.77	\$13,687.23	\$2,940.77	\$0.00	\$13,687.23	\$2,940.77	\$2,940.77	\$0.00
3140	Telefonía tradicional	\$20,841.74	\$0.00	\$20,841.74	\$2,403.75	\$18,437.99	\$2,403.75	\$0.00	\$18,437.99	\$2,403.75	\$2,403.75	\$0.00
3141	Telefonía tradicional	\$20,841.74	\$0.00	\$20,841.74	\$2,403.75	\$18,437.99	\$2,403.75	\$0.00	\$18,437.99	\$2,403.75	\$2,403.75	\$0.00
3150	Telefonía celular	\$5,791.00	\$0.00	\$5,791.00	\$0.00	\$5,791.00	\$0.00	\$0.00	\$5,791.00	\$0.00	\$0.00	\$0.00
3151	Telefonía celular	\$5,791.00	\$0.00	\$5,791.00	\$0.00	\$5,791.00	\$0.00	\$0.00	\$5,791.00	\$0.00	\$0.00	\$0.00
3170	Servicios de acceso de Internet, redes y procesamiento d	\$140,000.00	\$0.00	\$140,000.00	\$81,200.00	\$58,800.00	\$81,200.00	\$0.00	\$58,800.00	\$81,200.00	\$81,200.00	\$0.00
3171	Servicios de acceso de Internet, redes y procesamiento d	\$140,000.00	\$0.00	\$140,000.00	\$81,200.00	\$58,800.00	\$81,200.00	\$0.00	\$58,800.00	\$81,200.00	\$81,200.00	\$0.00
3180	Servicios postales y telegráficos	\$2,625.00	\$0.00	\$2,625.00	\$0.00	\$2,625.00	\$0.00	\$0.00	\$2,625.00	\$0.00	\$0.00	\$0.00
3181	Servicios postales y telegráficos	\$2,625.00	\$0.00	\$2,625.00	\$0.00	\$2,625.00	\$0.00	\$0.00	\$2,625.00	\$0.00	\$0.00	\$0.00
3200	SERVICIOS DE ARRENDAMIENTO	\$185,470.00	\$10,000.00	\$195,470.00	\$144,126.75	\$51,343.25	\$144,126.75	\$0.00	\$51,343.25	\$144,126.75	\$144,126.74	\$0.01
3220	Arrendamiento de edificios	\$0.00	\$17,886.91	\$17,886.91	\$17,886.91	\$0.00	\$17,886.91	\$0.00	\$0.00	\$17,886.91	\$17,886.90	\$0.01
3221	Arrendamiento de edificios	\$0.00	\$17,886.91	\$17,886.91	\$17,886.91	\$0.00	\$17,886.91	\$0.00	\$0.00	\$17,886.91	\$17,886.90	\$0.01
3230	Arrendamiento de mobiliario y equipo de administración, €	\$30,470.00	\$10,000.00	\$40,470.00	\$29,999.99	\$10,470.01	\$29,999.99	\$0.00	\$10,470.01	\$29,999.99	\$29,999.99	\$0.00
3231	Arrendamiento de mobiliario y equipo de administración, €	\$30,470.00	\$10,000.00	\$40,470.00	\$29,999.99	\$10,470.01	\$29,999.99	\$0.00	\$10,470.01	\$29,999.99	\$29,999.99	\$0.00
3260	Arrendamiento de maquinaria, otros equipos y herramient	\$15,000.00	\$0.00	\$15,000.00	\$1,914.00	\$13,086.00	\$1,914.00	\$0.00	\$13,086.00	\$1,914.00	\$1,914.00	\$0.00
3261	Arrendamiento de maquinaria, otros equipos y herramient	\$15,000.00	\$0.00	\$15,000.00	\$1,914.00	\$13,086.00	\$1,914.00	\$0.00	\$13,086.00	\$1,914.00	\$1,914.00	\$0.00
3270	Arrendamiento de activos intangibles	\$120,000.00	-\$17,886.91	\$102,113.09	\$80,553.13	\$21,559.96	\$80,553.13	\$0.00	\$21,559.96	\$80,553.13	\$80,553.13	\$0.00
3271	Arrendamiento de activos intangibles	\$120,000.00	-\$17,886.91	\$102,113.09	\$80,553.13	\$21,559.96	\$80,553.13	\$0.00	\$21,559.96	\$80,553.13	\$80,553.13	\$0.00
3290	Otros arrendamientos	\$20,000.00	\$0.00	\$20,000.00	\$13,772.72	\$6,227.28	\$13,772.72	\$0.00	\$6,227.28	\$13,772.72	\$13,772.72	\$0.00
3291	Otros arrendamientos	\$20,000.00	\$0.00	\$20,000.00	\$13,772.72	\$6,227.28	\$13,772.72	\$0.00	\$6,227.28	\$13,772.72	\$13,772.72	\$0.00
3300	SERVICIOS PROFESIONALES, CIENTÍFICOS, TÉCNICOS Y DE INVESTIGACIÓN	\$56,655.24	\$38,200.00	\$94,855.24	\$630,182.90	\$364,672.34	\$630,182.90	\$0.00	\$364,672.34	\$630,182.90	\$630,182.90	\$0.00
3310	Servicios legales, de contabilidad, auditoría y relaciones p	\$400,000.00	-\$16,300.00	\$383,700.00	\$312,836.68	\$70,863.32	\$312,836.68	\$0.00	\$70,863.32	\$312,836.68	\$312,836.68	\$0.00
3311	Servicios legales, de contabilidad, auditoría y relaciones p	\$400,000.00	-\$16,300.00	\$383,700.00	\$312,836.68	\$70,863.32	\$312,836.68	\$0.00	\$70,863.32	\$312,836.68	\$312,836.68	\$0.00
3340	Servicios de capacitación	\$10,000.00	\$50,000.00	\$160,000.00	\$113,505.78	\$46,494.22	\$113,505.78	\$0.00	\$46,494.22	\$113,505.78	\$113,505.78	\$0.00
3341	Servicios de capacitación	\$10,000.00	\$50,000.00	\$160,000.00	\$113,505.78	\$46,494.22	\$113,505.78	\$0.00	\$46,494.22	\$113,505.78	\$113,505.78	\$0.00
3360	Servicios de apoyo administrativo, fotocopiado e impresi	\$4,567.24	\$4,500.00	\$52,067.24	\$2,960.44	\$49,106.80	\$2,960.44	\$0.00	\$49,106.80	\$2,960.44	\$2,960.44	\$0.00
3361	Servicios de apoyo administrativo, fotocopiado e impresi	\$4,567.24	\$4,500.00	\$52,067.24	\$2,960.44	\$49,106.80	\$2,960.44	\$0.00	\$49,106.80	\$2,960.44	\$2,960.44	\$0.00
3370	Servicios de protección y seguridad	\$4,646.00	\$0.00	\$4,646.00	\$0.00	\$4,646.00	\$0.00	\$0.00	\$4,646.00	\$0.00	\$0.00	\$0.00



Fuente de Financiamiento		Aprobado	Ampliaciones / (Reducciones)	Presupuesto Vigente	Comprometido	Presupuesto Disponibile para Comprometer	Devengado	Comprometido No Devengado	Presupuesto Sin Devengar	Ejercido	Pagado	Cuentas por Pagar Deuda
Objeto	Gasto											
3371	Servicios de protección y seguridad	\$4,646.00	\$0.00	\$4,646.00	\$0.00	\$4,646.00	\$0.00	\$0.00	\$4,646.00	\$0.00	\$0.00	\$0.00
3380	Servicios de vigilancia	\$394,442.00	\$0.00	\$394,442.00	\$200,880.00	\$193,562.00	\$200,880.00	\$0.00	\$193,562.00	\$200,880.00	\$200,880.00	\$0.00
3381	Servicios de vigilancia	\$394,442.00	\$0.00	\$394,442.00	\$200,880.00	\$193,562.00	\$200,880.00	\$0.00	\$193,562.00	\$200,880.00	\$200,880.00	\$0.00
3400	SERVICIOS FINANCIEROS, BANCARIOS Y COMERCIAI	\$129,237.97	\$5,000.00	\$134,237.97	\$93,513.15	\$40,724.82	\$93,513.15	\$0.00	\$40,724.82	\$93,513.15	\$93,513.15	\$0.00
3410	Servicios financieros y bancarios	\$28,000.00	\$0.00	\$28,000.00	\$10,261.07	\$17,738.93	\$10,261.07	\$0.00	\$17,738.93	\$10,261.07	\$10,261.07	\$0.00
3411	Servicios financieros y bancarios	\$28,000.00	\$0.00	\$28,000.00	\$10,261.07	\$17,738.93	\$10,261.07	\$0.00	\$17,738.93	\$10,261.07	\$10,261.07	\$0.00
3450	Seguro de bienes patrimoniales	\$61,237.97	\$0.00	\$61,237.97	\$56,517.92	\$4,720.05	\$56,517.92	\$0.00	\$4,720.05	\$56,517.92	\$56,517.92	\$0.00
3451	Seguro de bienes patrimoniales	\$61,237.97	\$0.00	\$61,237.97	\$56,517.92	\$4,720.05	\$56,517.92	\$0.00	\$4,720.05	\$56,517.92	\$56,517.92	\$0.00
3480	Comisiones por ventas	\$40,000.00	\$5,000.00	\$45,000.00	\$26,734.16	\$18,265.84	\$26,734.16	\$0.00	\$18,265.84	\$26,734.16	\$26,734.16	\$0.00
3481	Comisiones por ventas	\$40,000.00	\$5,000.00	\$45,000.00	\$26,734.16	\$18,265.84	\$26,734.16	\$0.00	\$18,265.84	\$26,734.16	\$26,734.16	\$0.00
3500	SERVICIOS DE INSTALACIÓN, REPARACIÓN, MANTEN	\$331,757.44	\$86,205.00	\$417,962.44	\$280,886.71	\$137,075.73	\$280,886.71	\$0.00	\$137,075.73	\$280,886.71	\$280,886.71	\$0.00
3510	Conservación y mantenimiento menor de inmuebles	\$131,684.60	\$56,878.04	\$188,562.64	\$188,562.64	\$0.00	\$188,562.64	\$0.00	\$0.00	\$188,562.64	\$188,562.64	\$0.00
3511	Conservación y mantenimiento menor de inmuebles	\$131,684.60	\$56,878.04	\$188,562.64	\$188,562.64	\$0.00	\$188,562.64	\$0.00	\$0.00	\$188,562.64	\$188,562.64	\$0.00
3520	Instalación, reparación y mantenimiento de mobiliario y ex	\$37,663.74	\$29,644.00	\$67,307.74	\$34,975.68	\$32,332.06	\$34,975.68	\$0.00	\$32,332.06	\$34,975.68	\$34,975.68	\$0.00
3521	Instalación, reparación y mantenimiento de mobiliario y ex	\$37,663.74	\$29,644.00	\$67,307.74	\$34,975.68	\$32,332.06	\$34,975.68	\$0.00	\$32,332.06	\$34,975.68	\$34,975.68	\$0.00
3530	Instalación, reparación y mantenimiento de equipo de cór	\$31,617.00	\$0.00	\$31,617.00	\$6,264.00	\$25,353.00	\$6,264.00	\$0.00	\$25,353.00	\$6,264.00	\$6,264.00	\$0.00
3531	Instalación, reparación y mantenimiento de equipo de cór	\$31,617.00	\$0.00	\$31,617.00	\$6,264.00	\$25,353.00	\$6,264.00	\$0.00	\$25,353.00	\$6,264.00	\$6,264.00	\$0.00
3550	Reparación y mantenimiento de equipo de transporte	\$37,668.49	\$15,000.00	\$52,668.49	\$11,296.39	\$41,372.10	\$11,296.39	\$0.00	\$41,372.10	\$11,296.39	\$11,296.39	\$0.00
3551	Reparación y mantenimiento de equipo de transporte	\$37,668.49	\$15,000.00	\$52,668.49	\$11,296.39	\$41,372.10	\$11,296.39	\$0.00	\$41,372.10	\$11,296.39	\$11,296.39	\$0.00
3570	Instalación, reparación y mantenimiento de maquinaria, o	\$16,839.74	\$4,905.00	\$21,744.74	\$1,508.00	\$20,236.74	\$1,508.00	\$0.00	\$20,236.74	\$1,508.00	\$1,508.00	\$0.00
3571	Instalación, reparación y mantenimiento de maquinaria, o	\$16,839.74	\$4,905.00	\$21,744.74	\$1,508.00	\$20,236.74	\$1,508.00	\$0.00	\$20,236.74	\$1,508.00	\$1,508.00	\$0.00
3580	Servicios de limpieza y manejo de desechos	\$32,423.81	-\$14,641.98	\$17,781.83	\$0.00	\$17,781.83	\$0.00	\$0.00	\$17,781.83	\$0.00	\$0.00	\$0.00
3581	Servicios de limpieza y manejo de desechos	\$32,423.81	-\$14,641.98	\$17,781.83	\$0.00	\$17,781.83	\$0.00	\$0.00	\$17,781.83	\$0.00	\$0.00	\$0.00
3590	Servicios de jardinería y fumigación	\$43,860.06	-\$5,580.06	\$38,280.00	\$38,280.00	\$0.00	\$38,280.00	\$0.00	\$0.00	\$38,280.00	\$38,280.00	\$0.00
3591	Servicios de jardinería y fumigación	\$43,860.06	-\$5,580.06	\$38,280.00	\$38,280.00	\$0.00	\$38,280.00	\$0.00	\$0.00	\$38,280.00	\$38,280.00	\$0.00
3600	SERVICIOS DE COMUNICACIÓN SOCIAL	\$100,000.00	\$0.00	\$100,000.00	\$14,960.01	\$85,039.99	\$14,960.01	\$0.00	\$85,039.99	\$14,960.01	\$14,960.01	\$0.00
3610	Difusión por radio, televisión y otros medios	\$100,000.00	\$0.00	\$100,000.00	\$14,960.01	\$85,039.99	\$14,960.01	\$0.00	\$85,039.99	\$14,960.01	\$14,960.01	\$0.00
3611	Difusión por radio, televisión y otros medios	\$100,000.00	\$0.00	\$100,000.00	\$14,960.01	\$85,039.99	\$14,960.01	\$0.00	\$85,039.99	\$14,960.01	\$14,960.01	\$0.00
3700	SERVICIOS DE TRASLADO Y VIÁTICOS	\$157,483.34	\$0.00	\$157,483.34	\$74,967.05	\$82,516.29	\$74,967.05	\$0.00	\$82,516.29	\$74,967.05	\$74,967.05	\$0.00
3710	Pasajes aéreos	\$25,000.00	\$0.00	\$25,000.00	\$0.00	\$25,000.00	\$0.00	\$0.00	\$25,000.00	\$0.00	\$0.00	\$0.00
3711	Pasajes Aéreos Nacionales	\$25,000.00	\$0.00	\$25,000.00	\$0.00	\$25,000.00	\$0.00	\$0.00	\$25,000.00	\$0.00	\$0.00	\$0.00






Usr: subplaneacion
Rep: rptEstadoPresupuestoEgresos_FF

Instituto Tecnológico Superior de Tepeaca Estado de Puebla

Estado del Ejercicio del Presupuesto por Fuente de Financiamiento Al 31/jul/2019

Fecha y hora de Impresión | 14/ago/2019
11:47 a.m.

Fuente de Financiamiento		Aprobado	Ampliaciones / (Reducciones)	Presupuesto Vigente	Comprometido	Presupuesto Disponible para Comprometer	Devengado	Comprometido No Devengado	Presupuesto Sin Devengar	Ejercido	Pagado	Cuentas por Pagar Deuda
Objeto	Gasto											
3720	Pasajes terrestres	\$30,646.92	\$0.00	\$30,646.92	\$14,865.00	\$15,781.92	\$14,865.00	\$0.00	\$15,781.92	\$14,865.00	\$14,865.00	\$0.00
3721	Pasajes terrestres Nacionales	\$30,646.92	\$0.00	\$30,646.92	\$14,865.00	\$15,781.92	\$14,865.00	\$0.00	\$15,781.92	\$14,865.00	\$14,865.00	\$0.00
3750	Viáticos en el país	\$98,836.42	\$0.00	\$98,836.42	\$58,362.05	\$40,474.37	\$58,362.05	\$0.00	\$40,474.37	\$58,362.05	\$58,362.05	\$0.00
3751	Viáticos en el país	\$98,836.42	\$0.00	\$98,836.42	\$58,362.05	\$40,474.37	\$58,362.05	\$0.00	\$40,474.37	\$58,362.05	\$58,362.05	\$0.00
3780	Servicios integrales de traslado y viáticos	\$3,000.00	\$0.00	\$3,000.00	\$1,740.00	\$1,260.00	\$1,740.00	\$0.00	\$1,260.00	\$1,740.00	\$1,740.00	\$0.00
3781	Servicios integrales de traslado y viáticos	\$3,000.00	\$0.00	\$3,000.00	\$1,740.00	\$1,260.00	\$1,740.00	\$0.00	\$1,260.00	\$1,740.00	\$1,740.00	\$0.00
3800	SERVICIOS OFICIALES	\$126,747.94	-\$1,500.00	\$125,247.94	\$33,569.68	\$91,678.26	\$33,569.68	\$0.00	\$91,678.26	\$33,569.68	\$33,569.68	\$0.00
3820	Gastos de orden social y cultural	\$60,225.94	\$0.00	\$60,225.94	\$28,929.68	\$31,296.26	\$28,929.68	\$0.00	\$31,296.26	\$28,929.68	\$28,929.68	\$0.00
3821	Gastos de orden social y cultural	\$60,225.94	\$0.00	\$60,225.94	\$28,929.68	\$31,296.26	\$28,929.68	\$0.00	\$31,296.26	\$28,929.68	\$28,929.68	\$0.00
3830	Congresos y convenciones	\$66,522.00	-\$1,500.00	\$65,022.00	\$4,640.00	\$60,382.00	\$4,640.00	\$0.00	\$60,382.00	\$4,640.00	\$4,640.00	\$0.00
3831	Congresos y convenciones	\$66,522.00	-\$1,500.00	\$65,022.00	\$4,640.00	\$60,382.00	\$4,640.00	\$0.00	\$60,382.00	\$4,640.00	\$4,640.00	\$0.00
3900	OTROS SERVICIOS GENERALES	\$544,980.03	\$1,500.00	\$546,480.03	\$316,451.86	\$230,028.17	\$316,451.86	\$0.00	\$230,028.17	\$316,451.86	\$316,451.86	\$0.00
3920	Impuestos y derechos	\$155,000.00	-\$98,653.36	\$56,346.64	\$31,706.21	\$24,640.43	\$31,706.21	\$0.00	\$24,640.43	\$31,706.21	\$31,706.21	\$0.00
3921	Impuestos y derechos	\$155,000.00	-\$98,653.36	\$56,346.64	\$31,706.21	\$24,640.43	\$31,706.21	\$0.00	\$24,640.43	\$31,706.21	\$31,706.21	\$0.00
3980	Impuesto sobre nóminas y otros que se deriven de una re	\$389,980.03	\$0.00	\$389,980.03	\$186,092.29	\$203,887.74	\$186,092.29	\$0.00	\$203,887.74	\$186,092.29	\$186,092.29	\$0.00
3981	Impuesto sobre nóminas y otros que se deriven de una re	\$389,980.03	\$0.00	\$389,980.03	\$186,092.29	\$203,887.74	\$186,092.29	\$0.00	\$203,887.74	\$186,092.29	\$186,092.29	\$0.00
3990	Otros servicios generales	\$0.00	\$100,153.36	\$100,153.36	\$98,653.36	\$1,500.00	\$98,653.36	\$0.00	\$1,500.00	\$98,653.36	\$98,653.36	\$0.00
3991	Otros servicios generales	\$0.00	\$100,153.36	\$100,153.36	\$98,653.36	\$1,500.00	\$98,653.36	\$0.00	\$1,500.00	\$98,653.36	\$98,653.36	\$0.00
FEDERAL		\$19,257,509.00	\$941,405.00	\$20,198,914.00	\$11,751,910.26	\$8,447,003.74	\$11,751,910.26	\$0.00	\$8,447,003.74	\$11,751,910.26	\$11,751,910.25	\$0.01
16 ESTATAL												
1000	SERVICIOS PERSONALES	\$14,396,098.26	\$0.00	\$14,396,098.26	\$8,187,400.63	\$6,208,697.63	\$8,187,400.63	\$0.00	\$6,208,697.63	\$8,187,400.63	\$7,983,280.72	\$204,119.91
1100	REMUNERACIONES AL PERSONAL DE CARÁCTER PE	\$8,571,336.66	\$0.00	\$8,571,336.66	\$5,851,300.31	\$2,720,036.35	\$5,851,300.31	\$0.00	\$2,720,036.35	\$5,851,300.31	\$5,851,300.31	\$0.00
1130	Sueldos base al personal permanente	\$8,571,336.66	\$0.00	\$8,571,336.66	\$5,851,300.31	\$2,720,036.35	\$5,851,300.31	\$0.00	\$2,720,036.35	\$5,851,300.31	\$5,851,300.31	\$0.00
1131	Sueldo Base al Personal de Base	\$8,571,336.66	\$0.00	\$8,571,336.66	\$5,851,300.31	\$2,720,036.35	\$5,851,300.31	\$0.00	\$2,720,036.35	\$5,851,300.31	\$5,851,300.31	\$0.00
1300	REMUNERACIONES ADICIONALES Y ESPERANZAS	\$2,128,973.41	\$0.00	\$2,128,973.41	\$326,306.12	\$1,802,667.29	\$326,306.12	\$0.00	\$1,802,667.29	\$326,306.12	\$326,306.12	\$0.00
1310	Primas por años de servicios efectivos prestados	\$300,873.36	\$0.00	\$300,873.36	\$212,532.37	\$88,340.99	\$212,532.37	\$0.00	\$88,340.99	\$212,532.37	\$212,532.37	\$0.00
1311	Primas por años de servicios efectivos prestados	\$300,873.36	\$0.00	\$300,873.36	\$212,532.37	\$88,340.99	\$212,532.37	\$0.00	\$88,340.99	\$212,532.37	\$212,532.37	\$0.00
1320	Primas de vacaciones, dominical y gratificación	\$1,828,100.05	\$0.00	\$1,828,100.05	\$113,773.75	\$1,714,326.30	\$113,773.75	\$0.00	\$1,714,326.30	\$113,773.75	\$113,773.75	\$0.00
1321	Primas de vacaciones y Dominical	\$677,475.02	\$0.00	\$677,475.02	\$4,025.41	\$673,449.61	\$4,025.41	\$0.00	\$673,449.61	\$4,025.41	\$4,025.41	\$0.00
1322	Gratificación de fin de año	\$1,150,625.03	\$0.00	\$1,150,625.03	\$109,748.34	\$1,040,876.69	\$109,748.34	\$0.00	\$1,040,876.69	\$109,748.34	\$109,748.34	\$0.00




Fuente de Financiamiento		Aprobado	Ampliaciones / (Reducciones)	Presupuesto Vigente	Comprometido	Presupuesto Disponible para Comprometer	Devengado	Comprometido No Devengado	Presupuesto Sin Devengar	Ejercido	Pagado	Cuentas por
Objeto	del Gasto											Pagar Deuda
1400	SEGURIDAD SOCIAL	\$2,619,407.07	\$0.00	\$2,619,407.07	\$1,495,198.49	\$1,124,208.58	\$1,495,198.49	\$0.00	\$1,124,208.58	\$1,495,198.49	\$1,291,078.58	\$204,119.91
1410	Aportaciones de seguridad social	\$2,303,525.58	\$0.00	\$2,303,525.58	\$1,420,468.52	\$883,057.06	\$1,420,468.52	\$0.00	\$883,057.06	\$1,420,468.52	\$1,226,524.72	\$193,943.80
1411	Aportaciones de seguridad social	\$2,303,525.58	\$0.00	\$2,303,525.58	\$1,420,468.52	\$883,057.06	\$1,420,468.52	\$0.00	\$883,057.06	\$1,420,468.52	\$1,226,524.72	\$193,943.80
1420	Aportaciones a fondos de vivienda	\$120,378.86	\$0.00	\$120,378.86	\$74,729.97	\$45,648.89	\$74,729.97	\$0.00	\$45,648.89	\$74,729.97	\$64,553.86	\$10,176.11
1421	Aportaciones a fondos de vivienda	\$120,378.86	\$0.00	\$120,378.86	\$74,729.97	\$45,648.89	\$74,729.97	\$0.00	\$45,648.89	\$74,729.97	\$64,553.86	\$10,176.11
1430	Aportaciones al sistema para el retiro	\$195,502.63	\$0.00	\$195,502.63	\$0.00	\$195,502.63	\$0.00	\$0.00	\$195,502.63	\$0.00	\$0.00	\$0.00
1431	Aportaciones al sistema para el retiro	\$195,502.63	\$0.00	\$195,502.63	\$0.00	\$195,502.63	\$0.00	\$0.00	\$195,502.63	\$0.00	\$0.00	\$0.00
1500	OTRAS PRESTACIONES SOCIALES Y ECONÓMICAS	\$974,257.82	\$0.00	\$974,257.82	\$514,595.71	\$459,662.11	\$514,595.71	\$0.00	\$459,662.11	\$514,595.71	\$514,595.71	\$0.00
1520	Indemnizaciones	\$100,000.00	\$0.00	\$100,000.00	\$8,256.46	\$91,743.54	\$8,256.46	\$0.00	\$91,743.54	\$8,256.46	\$8,256.46	\$0.00
1521	Indemnizaciones	\$100,000.00	\$0.00	\$100,000.00	\$8,256.46	\$91,743.54	\$8,256.46	\$0.00	\$91,743.54	\$8,256.46	\$8,256.46	\$0.00
1590	Otras prestaciones sociales y económicas	\$874,257.82	\$0.00	\$874,257.82	\$506,339.25	\$367,918.57	\$506,339.25	\$0.00	\$367,918.57	\$506,339.25	\$506,339.25	\$0.00
1591	Otras prestaciones sociales y económicas	\$874,257.82	\$0.00	\$874,257.82	\$506,339.25	\$367,918.57	\$506,339.25	\$0.00	\$367,918.57	\$506,339.25	\$506,339.25	\$0.00
1700	PAGO DE ESTÍMULOS A SERVIDORES PÚBLICOS	\$102,123.30	\$0.00	\$102,123.30	\$0.00	\$102,123.30	\$0.00	\$0.00	\$102,123.30	\$0.00	\$0.00	\$0.00
1710	Estímulos	\$102,123.30	\$0.00	\$102,123.30	\$0.00	\$102,123.30	\$0.00	\$0.00	\$102,123.30	\$0.00	\$0.00	\$0.00
1711	Estímulos	\$102,123.30	\$0.00	\$102,123.30	\$0.00	\$102,123.30	\$0.00	\$0.00	\$102,123.30	\$0.00	\$0.00	\$0.00
2000	MATERIALES Y SUMINISTROS	\$1,823,993.04	\$775,000.00	\$2,598,993.04	\$1,250,619.65	\$1,348,373.39	\$1,250,619.65	\$0.00	\$1,348,373.39	\$1,250,619.65	\$1,250,619.65	\$0.00
2100	MATERIALES DE ADMINISTRACIÓN, EMISIÓN DE DOC	\$621,297.36	\$195,000.00	\$816,297.36	\$339,339.27	\$476,958.09	\$339,339.27	\$0.00	\$476,958.09	\$339,339.27	\$339,339.27	\$0.00
2110	Materiales, útiles y equipos menores de oficina	\$93,017.22	\$25,000.00	\$118,017.22	\$117,912.68	\$104.54	\$117,912.68	\$0.00	\$104.54	\$117,912.68	\$117,912.68	\$0.00
2111	Materiales, útiles y equipos menores de oficina	\$93,017.22	\$25,000.00	\$118,017.22	\$117,912.68	\$104.54	\$117,912.68	\$0.00	\$104.54	\$117,912.68	\$117,912.68	\$0.00
2120	Materiales y útiles de impresión y reproducción	\$39,199.36	\$15,000.00	\$54,199.36	\$0.00	\$54,199.36	\$0.00	\$0.00	\$54,199.36	\$0.00	\$0.00	\$0.00
2121	Materiales y útiles de impresión y reproducción	\$39,199.36	\$15,000.00	\$54,199.36	\$0.00	\$54,199.36	\$0.00	\$0.00	\$54,199.36	\$0.00	\$0.00	\$0.00
2140	Materiales, útiles y equipos menores de oficina	\$135,000.00	\$0.00	\$135,000.00	\$73,253.40	\$61,746.60	\$73,253.40	\$0.00	\$61,746.60	\$73,253.40	\$73,253.40	\$0.00
2141	Materiales, útiles y equipos menores de oficina	\$135,000.00	\$0.00	\$135,000.00	\$73,253.40	\$61,746.60	\$73,253.40	\$0.00	\$61,746.60	\$73,253.40	\$73,253.40	\$0.00
2150	Material impreso e información digital	\$61,200.00	\$25,000.00	\$86,200.00	\$2,088.00	\$84,112.00	\$2,088.00	\$0.00	\$84,112.00	\$2,088.00	\$2,088.00	\$0.00
2151	Material impreso e información digital	\$61,200.00	\$25,000.00	\$86,200.00	\$2,088.00	\$84,112.00	\$2,088.00	\$0.00	\$84,112.00	\$2,088.00	\$2,088.00	\$0.00
2160	Material de limpieza	\$117,880.78	\$25,000.00	\$142,880.78	\$99,064.06	\$43,816.72	\$99,064.06	\$0.00	\$43,816.72	\$99,064.06	\$99,064.06	\$0.00
2161	Material de limpieza	\$117,880.78	\$25,000.00	\$142,880.78	\$99,064.06	\$43,816.72	\$99,064.06	\$0.00	\$43,816.72	\$99,064.06	\$99,064.06	\$0.00
2170	Materiales y útiles de enseñanza	\$150,000.00	\$100,000.00	\$250,000.00	\$43,326.53	\$206,673.47	\$43,326.53	\$0.00	\$206,673.47	\$43,326.53	\$43,326.53	\$0.00
2171	Materiales y útiles de enseñanza	\$150,000.00	\$100,000.00	\$250,000.00	\$43,326.53	\$206,673.47	\$43,326.53	\$0.00	\$206,673.47	\$43,326.53	\$43,326.53	\$0.00
2180	Materiales para el registro e identificación de bienes y per	\$25,000.00	\$5,000.00	\$30,000.00	\$3,694.60	\$26,305.40	\$3,694.60	\$0.00	\$26,305.40	\$3,694.60	\$3,694.60	\$0.00
2181	Materiales para el registro e identificación de bienes y per	\$25,000.00	\$5,000.00	\$30,000.00	\$3,694.60	\$26,305.40	\$3,694.60	\$0.00	\$26,305.40	\$3,694.60	\$3,694.60	\$0.00



Fuente de Financiamiento		Aprobado	Ampliaciones / (Reducciones)	Presupuesto Vigente	Comprometido	Presupuesto Disponibile para Comprometer	Devengado	Comprometido No Devengado	Presupuesto Sin Devengar	Ejercido	Pagado	Cuentas por
Objeto	del Gasto											Pagar Deuda
2200	ALIMENTOS Y UTENSILIOS	\$175,000.00	\$75,000.00	\$250,000.00	\$60,739.60	\$189,260.40	\$60,739.60	\$0.00	\$189,260.40	\$60,739.60	\$60,739.60	\$0.00
2210	Productos alimenticios para personas	\$125,000.00	\$50,000.00	\$175,000.00	\$60,178.20	\$114,821.80	\$60,178.20	\$0.00	\$114,821.80	\$60,178.20	\$60,178.20	\$0.00
2211	Productos alimenticios para personas	\$125,000.00	\$50,000.00	\$175,000.00	\$60,178.20	\$114,821.80	\$60,178.20	\$0.00	\$114,821.80	\$60,178.20	\$60,178.20	\$0.00
2230	Utensilios para el servicio de alimentación	\$50,000.00	\$25,000.00	\$75,000.00	\$561.40	\$74,438.60	\$561.40	\$0.00	\$74,438.60	\$561.40	\$561.40	\$0.00
2231	Utensilios para el servicio de alimentación	\$50,000.00	\$25,000.00	\$75,000.00	\$561.40	\$74,438.60	\$561.40	\$0.00	\$74,438.60	\$561.40	\$561.40	\$0.00
2400	MATERIALES Y ARTÍCULOS DE CONSTRUCCIÓN Y DE REPARACIÓN	\$230,592.72	\$288,216.20	\$569,808.92	\$290,641.54	\$279,167.38	\$290,641.54	\$0.00	\$279,167.38	\$290,641.54	\$290,641.54	\$0.00
2410	Productos minerales no metálicos	\$73,817.52	\$0.00	\$73,817.52	\$66,357.00	\$7,460.52	\$66,357.00	\$0.00	\$7,460.52	\$66,357.00	\$66,357.00	\$0.00
2411	Productos minerales no metálicos	\$73,817.52	\$0.00	\$73,817.52	\$66,357.00	\$7,460.52	\$66,357.00	\$0.00	\$7,460.52	\$66,357.00	\$66,357.00	\$0.00
2420	Cemento y productos de concreto	\$45,000.00	\$0.00	\$45,000.00	\$9,483.53	\$35,516.47	\$9,483.53	\$0.00	\$35,516.47	\$9,483.53	\$9,483.53	\$0.00
2421	Cemento y productos de concreto	\$45,000.00	\$0.00	\$45,000.00	\$9,483.53	\$35,516.47	\$9,483.53	\$0.00	\$35,516.47	\$9,483.53	\$9,483.53	\$0.00
2430	Cal, yeso y productos de yeso	\$11,610.00	\$0.00	\$11,610.00	\$2,734.48	\$8,875.52	\$2,734.48	\$0.00	\$8,875.52	\$2,734.48	\$2,734.48	\$0.00
2431	Cal, yeso y productos de yeso	\$11,610.00	\$0.00	\$11,610.00	\$2,734.48	\$8,875.52	\$2,734.48	\$0.00	\$8,875.52	\$2,734.48	\$2,734.48	\$0.00
2440	Madera y productos de madera	\$31,945.20	\$44,980.00	\$76,925.20	\$0.00	\$76,925.20	\$0.00	\$0.00	\$76,925.20	\$0.00	\$0.00	\$0.00
2441	Madera y productos de madera	\$31,945.20	\$44,980.00	\$76,925.20	\$0.00	\$76,925.20	\$0.00	\$0.00	\$76,925.20	\$0.00	\$0.00	\$0.00
2450	Vidrio y productos de vidrio	\$2,000.00	\$25,000.00	\$27,000.00	\$0.00	\$27,000.00	\$0.00	\$0.00	\$27,000.00	\$0.00	\$0.00	\$0.00
2451	Vidrio y productos de vidrio	\$2,000.00	\$25,000.00	\$27,000.00	\$0.00	\$27,000.00	\$0.00	\$0.00	\$27,000.00	\$0.00	\$0.00	\$0.00
2460	Material eléctrico y electrónico	\$56,000.00	\$46,000.00	\$102,000.00	\$47,258.35	\$54,741.65	\$47,258.35	\$0.00	\$54,741.65	\$47,258.35	\$47,258.35	\$0.00
2461	Material eléctrico y electrónico	\$56,000.00	\$46,000.00	\$102,000.00	\$47,258.35	\$54,741.65	\$47,258.35	\$0.00	\$54,741.65	\$47,258.35	\$47,258.35	\$0.00
2470	Artículos metálicos para la construcción	\$35,000.00	\$11,590.00	\$46,590.00	\$46,074.01	\$515.99	\$46,074.01	\$0.00	\$515.99	\$46,074.01	\$46,074.01	\$0.00
2471	Artículos metálicos para la construcción	\$35,000.00	\$11,590.00	\$46,590.00	\$46,074.01	\$515.99	\$46,074.01	\$0.00	\$515.99	\$46,074.01	\$46,074.01	\$0.00
2480	Materiales complementarios	\$19,700.00	\$41,910.00	\$61,610.00	\$15,568.59	\$46,041.41	\$15,568.59	\$0.00	\$46,041.41	\$15,568.59	\$15,568.59	\$0.00
2481	Materiales complementarios	\$19,700.00	\$41,910.00	\$61,610.00	\$15,568.59	\$46,041.41	\$15,568.59	\$0.00	\$46,041.41	\$15,568.59	\$15,568.59	\$0.00
2490	Otros materiales y artículos de construcción y reparación	\$6,520.00	\$118,736.20	\$125,256.20	\$103,165.58	\$22,090.62	\$103,165.58	\$0.00	\$22,090.62	\$103,165.58	\$103,165.58	\$0.00
2491	Otros materiales y artículos de construcción y reparación	\$6,520.00	\$118,736.20	\$125,256.20	\$103,165.58	\$22,090.62	\$103,165.58	\$0.00	\$22,090.62	\$103,165.58	\$103,165.58	\$0.00
2500	PRODUCTOS QUÍMICOS, FARMACÉUTICOS Y DE LABORATORIO	\$227,094.69	-\$15,036.70	\$212,057.99	\$83,037.25	\$129,020.74	\$83,037.25	\$0.00	\$129,020.74	\$83,037.25	\$83,037.25	\$0.00
2510	Productos químicos básicos	\$39,310.00	-\$10,000.00	\$29,310.00	\$2,951.66	\$26,358.34	\$2,951.66	\$0.00	\$26,358.34	\$2,951.66	\$2,951.66	\$0.00
2511	Productos químicos básicos	\$39,310.00	-\$10,000.00	\$29,310.00	\$2,951.66	\$26,358.34	\$2,951.66	\$0.00	\$26,358.34	\$2,951.66	\$2,951.66	\$0.00
2520	Fertilizantes, pesticidas y otros agroquímicos	\$24,457.00	-\$4,820.50	\$19,636.50	\$0.00	\$19,636.50	\$0.00	\$0.00	\$19,636.50	\$0.00	\$0.00	\$0.00
2521	Fertilizantes, pesticidas y otros agroquímicos	\$24,457.00	-\$4,820.50	\$19,636.50	\$0.00	\$19,636.50	\$0.00	\$0.00	\$19,636.50	\$0.00	\$0.00	\$0.00
2530	Medicinas y productos farmacéuticos	\$27,391.00	\$0.00	\$27,391.00	\$26,342.70	\$1,048.30	\$26,342.70	\$0.00	\$1,048.30	\$26,342.70	\$26,342.70	\$0.00
2531	Medicinas y productos farmacéuticos	\$27,391.00	\$0.00	\$27,391.00	\$26,342.70	\$1,048.30	\$26,342.70	\$0.00	\$1,048.30	\$26,342.70	\$26,342.70	\$0.00



Fuente de Financiamiento		Aprobado	Ampliaciones / (Reducciones)	Presupuesto Vigente	Comprometido	Presupuesto Disponibile para Comprometer	Devengado	Comprometido No Devengado	Presupuesto Sin Devengar	Ejercido	Pagado	Cuentas por Pagar Deuda
Objeto	del Gasto											
2540	Materiales, accesorios y suministros médicos	\$11,325.00	\$0.00	\$11,325.00	\$3,794.24	\$7,530.76	\$3,794.24	\$0.00	\$7,530.76	\$3,794.24	\$3,794.24	\$0.00
2541	Materiales, accesorios y suministros médicos	\$11,325.00	\$0.00	\$11,325.00	\$3,794.24	\$7,530.76	\$3,794.24	\$0.00	\$7,530.76	\$3,794.24	\$3,794.24	\$0.00
2550	Materiales, accesorios y suministros de laboratorio	\$55,871.69	-\$13,216.20	\$42,655.49	\$0.00	\$42,655.49	\$0.00	\$0.00	\$42,655.49	\$0.00	\$0.00	\$0.00
2551	Materiales, accesorios y suministros de laboratorio	\$55,871.69	-\$13,216.20	\$42,655.49	\$0.00	\$42,655.49	\$0.00	\$0.00	\$42,655.49	\$0.00	\$0.00	\$0.00
2560	Fibras sintéticas, hules, plásticos y derivados	\$15,740.00	\$0.00	\$15,740.00	\$14,438.24	\$1,301.76	\$14,438.24	\$0.00	\$1,301.76	\$14,438.24	\$14,438.24	\$0.00
2561	Fibras sintéticas, hules, plásticos y derivados	\$15,740.00	\$0.00	\$15,740.00	\$14,438.24	\$1,301.76	\$14,438.24	\$0.00	\$1,301.76	\$14,438.24	\$14,438.24	\$0.00
2590	Otros productos químicos	\$53,000.00	\$13,000.00	\$66,000.00	\$35,510.41	\$30,489.59	\$35,510.41	\$0.00	\$30,489.59	\$35,510.41	\$35,510.41	\$0.00
2591	Otros productos químicos	\$53,000.00	\$13,000.00	\$66,000.00	\$35,510.41	\$30,489.59	\$35,510.41	\$0.00	\$30,489.59	\$35,510.41	\$35,510.41	\$0.00
2600	COMBUSTIBLES, LUBRICANTES Y ADITIVOS	\$149,250.00	\$50,000.00	\$199,250.00	\$169,273.58	\$29,976.42	\$169,273.58	\$0.00	\$29,976.42	\$169,273.58	\$169,273.58	\$0.00
2610	Combustibles, lubricantes y aditivos	\$149,250.00	\$50,000.00	\$199,250.00	\$169,273.58	\$29,976.42	\$169,273.58	\$0.00	\$29,976.42	\$169,273.58	\$169,273.58	\$0.00
2611	Combustibles	\$125,000.00	\$50,000.00	\$175,000.00	\$160,838.39	\$14,161.61	\$160,838.39	\$0.00	\$14,161.61	\$160,838.39	\$160,838.39	\$0.00
2612	Lubricantes y Aditivos	\$24,250.00	\$0.00	\$24,250.00	\$8,435.19	\$15,814.81	\$8,435.19	\$0.00	\$15,814.81	\$8,435.19	\$8,435.19	\$0.00
2700	VESTUARIO, BLANCOS, PRENDAS DE PROTECCIÓN Y	\$121,592.27	\$78,820.50	\$200,412.77	\$121,800.00	\$78,612.77	\$121,800.00	\$0.00	\$78,612.77	\$121,800.00	\$121,800.00	\$0.00
2710	Vestuario y uniformes	\$55,000.00	\$73,820.50	\$128,820.50	\$103,820.00	\$25,000.50	\$103,820.00	\$0.00	\$25,000.50	\$103,820.00	\$103,820.00	\$0.00
2711	Vestuario y uniformes	\$55,000.00	\$73,820.50	\$128,820.50	\$103,820.00	\$25,000.50	\$103,820.00	\$0.00	\$25,000.50	\$103,820.00	\$103,820.00	\$0.00
2720	Prendas de seguridad y protección personal	\$23,340.00	\$10,000.00	\$33,340.00	\$0.00	\$33,340.00	\$0.00	\$0.00	\$33,340.00	\$0.00	\$0.00	\$0.00
2721	Prendas de seguridad y protección personal	\$23,340.00	\$10,000.00	\$33,340.00	\$0.00	\$33,340.00	\$0.00	\$0.00	\$33,340.00	\$0.00	\$0.00	\$0.00
2730	Artículos deportivos	\$43,252.27	-\$5,000.00	\$38,252.27	\$17,980.00	\$20,272.27	\$17,980.00	\$0.00	\$20,272.27	\$17,980.00	\$17,980.00	\$0.00
2731	Artículos deportivos	\$43,252.27	-\$5,000.00	\$38,252.27	\$17,980.00	\$20,272.27	\$17,980.00	\$0.00	\$20,272.27	\$17,980.00	\$17,980.00	\$0.00
2900	HERRAMIENTAS, REFACCIONES Y ACCESORIOS	\$248,166.00	\$103,000.00	\$351,166.00	\$185,788.41	\$165,377.59	\$185,788.41	\$0.00	\$165,377.59	\$185,788.41	\$185,788.41	\$0.00
2910	Herramientas menores	\$46,953.34	\$15,000.00	\$61,953.34	\$13,415.47	\$48,537.87	\$13,415.47	\$0.00	\$48,537.87	\$13,415.47	\$13,415.47	\$0.00
2911	Herramientas menores	\$46,953.34	\$15,000.00	\$61,953.34	\$13,415.47	\$48,537.87	\$13,415.47	\$0.00	\$48,537.87	\$13,415.47	\$13,415.47	\$0.00
2920	Refacciones y accesorios menores de edificios	\$41,597.22	\$3,000.00	\$44,597.22	\$6,616.19	\$37,981.03	\$6,616.19	\$0.00	\$37,981.03	\$6,616.19	\$6,616.19	\$0.00
2921	Refacciones y accesorios menores de edificios	\$41,597.22	\$3,000.00	\$44,597.22	\$6,616.19	\$37,981.03	\$6,616.19	\$0.00	\$37,981.03	\$6,616.19	\$6,616.19	\$0.00
2930	Refacciones y accesorios menores de mobiliario y equipo	\$15,232.00	\$15,000.00	\$30,232.00	\$1,301.23	\$28,930.77	\$1,301.23	\$0.00	\$28,930.77	\$1,301.23	\$1,301.23	\$0.00
2931	Refacciones y accesorios menores de mobiliario y equipo	\$15,232.00	\$15,000.00	\$30,232.00	\$1,301.23	\$28,930.77	\$1,301.23	\$0.00	\$28,930.77	\$1,301.23	\$1,301.23	\$0.00
2940	Refacciones y accesorios menores de equipo de cómputo	\$70,018.24	\$40,000.00	\$110,018.24	\$107,669.34	\$2,348.90	\$107,669.34	\$0.00	\$2,348.90	\$107,669.34	\$107,669.34	\$0.00
2941	Refacciones y accesorios menores de equipo de cómputo	\$70,018.24	\$40,000.00	\$110,018.24	\$107,669.34	\$2,348.90	\$107,669.34	\$0.00	\$2,348.90	\$107,669.34	\$107,669.34	\$0.00
2960	Refacciones y accesorios menores de equipo de transporte	\$30,000.00	\$27,365.20	\$57,365.20	\$56,786.18	\$579.02	\$56,786.18	\$0.00	\$579.02	\$56,786.18	\$56,786.18	\$0.00
2961	Refacciones y accesorios menores de equipo de transporte	\$30,000.00	\$27,365.20	\$57,365.20	\$56,786.18	\$579.02	\$56,786.18	\$0.00	\$579.02	\$56,786.18	\$56,786.18	\$0.00
2980	Refacciones y accesorios menores de maquinaria y otros	\$24,365.20	\$2,634.80	\$27,000.00	\$0.00	\$27,000.00	\$0.00	\$0.00	\$27,000.00	\$0.00	\$0.00	\$0.00



Fuente de Financiamiento		Aprobado	Ampliaciones / (Reducciones)	Presupuesto Vigente	Comprometido	Presupuesto Disponible para Comprometer	Devengado	Comprometido No Devengado	Presupuesto Sin Devengar	Ejercido	Pagado	Cuentas por
Objeto	Gasto											Pagar Deuda
2981	Refacciones y accesorios menores de maquinaria y otros	\$24,365.20	\$2,634.80	\$27,000.00	\$0.00	\$27,000.00	\$0.00	\$0.00	\$27,000.00	\$0.00	\$0.00	\$0.00
2990	Refacciones y accesorios menores otros bienes muebles	\$20,000.00	\$0.00	\$20,000.00	\$0.00	\$20,000.00	\$0.00	\$0.00	\$20,000.00	\$0.00	\$0.00	\$0.00
2991	Refacciones y accesorios menores otros bienes muebles	\$20,000.00	\$0.00	\$20,000.00	\$0.00	\$20,000.00	\$0.00	\$0.00	\$20,000.00	\$0.00	\$0.00	\$0.00
3000	SERVICIOS GENERALES	\$2,787,417.70	\$166,405.00	\$2,953,822.70	\$1,526,652.68	\$1,427,170.02	\$1,524,752.60	\$1,900.08	\$1,429,070.10	\$1,524,752.60	\$1,478,578.29	\$46,174.31
3100	SERVICIOS BÁSICOS	\$270,085.74	\$26,600.00	\$296,685.74	\$161,695.71	\$134,990.03	\$161,695.71	\$0.00	\$134,990.03	\$161,695.71	\$161,695.71	\$0.00
3110	Energía eléctrica	\$91,200.00	\$20,000.00	\$111,200.00	\$82,315.00	\$28,885.00	\$82,315.00	\$0.00	\$28,885.00	\$82,315.00	\$82,315.00	\$0.00
3111	Energía eléctrica	\$91,200.00	\$20,000.00	\$111,200.00	\$82,315.00	\$28,885.00	\$82,315.00	\$0.00	\$28,885.00	\$82,315.00	\$82,315.00	\$0.00
3120	Gas	\$9,628.00	\$6,600.00	\$16,228.00	\$7,822.00	\$8,406.00	\$7,822.00	\$0.00	\$8,406.00	\$7,822.00	\$7,822.00	\$0.00
3121	Gas	\$9,628.00	\$6,600.00	\$16,228.00	\$7,822.00	\$8,406.00	\$7,822.00	\$0.00	\$8,406.00	\$7,822.00	\$7,822.00	\$0.00
3140	Telefonía tradicional	\$20,841.74	\$0.00	\$20,841.74	\$1,958.71	\$18,883.03	\$1,958.71	\$0.00	\$18,883.03	\$1,958.71	\$1,958.71	\$0.00
3141	Telefonía tradicional	\$20,841.74	\$0.00	\$20,841.74	\$1,958.71	\$18,883.03	\$1,958.71	\$0.00	\$18,883.03	\$1,958.71	\$1,958.71	\$0.00
3150	Telefonía celular	\$5,791.00	\$0.00	\$5,791.00	\$0.00	\$5,791.00	\$0.00	\$0.00	\$5,791.00	\$0.00	\$0.00	\$0.00
3151	Telefonía celular	\$5,791.00	\$0.00	\$5,791.00	\$0.00	\$5,791.00	\$0.00	\$0.00	\$5,791.00	\$0.00	\$0.00	\$0.00
3170	Servicios de acceso de Internet, redes y procesamiento de datos	\$140,000.00	\$0.00	\$140,000.00	\$69,600.00	\$70,400.00	\$69,600.00	\$0.00	\$70,400.00	\$69,600.00	\$69,600.00	\$0.00
3171	Servicios de acceso de Internet, redes y procesamiento de datos	\$140,000.00	\$0.00	\$140,000.00	\$69,600.00	\$70,400.00	\$69,600.00	\$0.00	\$70,400.00	\$69,600.00	\$69,600.00	\$0.00
3180	Servicios postales y telegráficos	\$2,625.00	\$0.00	\$2,625.00	\$0.00	\$2,625.00	\$0.00	\$0.00	\$2,625.00	\$0.00	\$0.00	\$0.00
3181	Servicios postales y telegráficos	\$2,625.00	\$0.00	\$2,625.00	\$0.00	\$2,625.00	\$0.00	\$0.00	\$2,625.00	\$0.00	\$0.00	\$0.00
3200	SERVICIOS DE ARRENDAMIENTO	\$230,470.00	\$5,585.28	\$236,055.28	\$139,691.93	\$96,363.35	\$139,691.93	\$0.00	\$96,363.35	\$139,691.93	\$139,691.93	\$0.00
3230	Arrendamiento de mobiliario y equipo de administración, €	\$40,470.00	\$10,000.00	\$50,470.00	\$22,500.00	\$27,970.00	\$22,500.00	\$0.00	\$27,970.00	\$22,500.00	\$22,500.00	\$0.00
3231	Arrendamiento de mobiliario y equipo de administración, €	\$40,470.00	\$10,000.00	\$50,470.00	\$22,500.00	\$27,970.00	\$22,500.00	\$0.00	\$27,970.00	\$22,500.00	\$22,500.00	\$0.00
3260	Arrendamiento de maquinaria, otros equipos y herramient	\$35,000.00	\$0.00	\$35,000.00	\$34,500.00	\$500.00	\$34,500.00	\$0.00	\$500.00	\$34,500.00	\$34,500.00	\$0.00
3261	Arrendamiento de maquinaria, otros equipos y herramient	\$35,000.00	\$0.00	\$35,000.00	\$34,500.00	\$500.00	\$34,500.00	\$0.00	\$500.00	\$34,500.00	\$34,500.00	\$0.00
3270	Arrendamiento de activos intangibles	\$135,000.00	-\$4,414.72	\$130,585.28	\$74,565.93	\$56,019.35	\$74,565.93	\$0.00	\$56,019.35	\$74,565.93	\$74,565.93	\$0.00
3271	Arrendamiento de activos intangibles	\$135,000.00	-\$4,414.72	\$130,585.28	\$74,565.93	\$56,019.35	\$74,565.93	\$0.00	\$56,019.35	\$74,565.93	\$74,565.93	\$0.00
3290	Otros arrendamientos	\$20,000.00	\$0.00	\$20,000.00	\$8,126.00	\$11,874.00	\$8,126.00	\$0.00	\$11,874.00	\$8,126.00	\$8,126.00	\$0.00
3291	Otros arrendamientos	\$20,000.00	\$0.00	\$20,000.00	\$8,126.00	\$11,874.00	\$8,126.00	\$0.00	\$11,874.00	\$8,126.00	\$8,126.00	\$0.00
3300	SERVICIOS PROFESIONALES, CIENTÍFICOS, TÉCNICO	\$976,655.24	\$38,500.00	\$1,015,155.24	\$460,345.52	\$554,809.72	\$460,345.52	\$0.00	\$554,809.72	\$460,345.52	\$460,345.52	\$0.00
3310	Servicios legales, de contabilidad, auditoría y relacionado	\$400,000.00	-\$16,000.00	\$384,000.00	\$270,137.43	\$113,862.57	\$270,137.43	\$0.00	\$113,862.57	\$270,137.43	\$270,137.43	\$0.00
3311	Servicios legales, de contabilidad, auditoría y relacionado	\$400,000.00	-\$16,000.00	\$384,000.00	\$270,137.43	\$113,862.57	\$270,137.43	\$0.00	\$113,862.57	\$270,137.43	\$270,137.43	\$0.00
3340	Servicios de capacitación	\$130,000.00	\$47,598.80	\$177,598.80	\$46,400.00	\$131,198.80	\$46,400.00	\$0.00	\$131,198.80	\$46,400.00	\$46,400.00	\$0.00
3341	Servicios de capacitación	\$130,000.00	\$47,598.80	\$177,598.80	\$46,400.00	\$131,198.80	\$46,400.00	\$0.00	\$131,198.80	\$46,400.00	\$46,400.00	\$0.00



Fuente de Financiamiento		Aprobado	Ampliaciones / (Reducciones)	Presupuesto Vigente	Comprometido	Presupuesto Disponible para Comprometer	Devengado	Comprometido No Devengado	Presupuesto Sin Devengar	Ejercido	Pagado	Cuentas por Pagar Deuda
Objeto	del Gasto											
3350	Servicios de investigación científica y desarrollo	\$0.00	\$2,401.20	\$2,401.20	\$2,401.20	\$0.00	\$2,401.20	\$0.00	\$0.00	\$2,401.20	\$2,401.20	\$0.00
3351	Servicios de investigación científica y desarrollo	\$0.00	\$2,401.20	\$2,401.20	\$2,401.20	\$0.00	\$2,401.20	\$0.00	\$0.00	\$2,401.20	\$2,401.20	\$0.00
3360	Servicios de apoyo administrativo, fotocopiado e impresió	\$47,567.24	\$4,500.00	\$52,067.24	\$11,806.89	\$40,260.35	\$11,806.89	\$0.00	\$40,260.35	\$11,806.89	\$11,806.89	\$0.00
3361	Servicios de apoyo administrativo, fotocopiado e impresió	\$47,567.24	\$4,500.00	\$52,067.24	\$11,806.89	\$40,260.35	\$11,806.89	\$0.00	\$40,260.35	\$11,806.89	\$11,806.89	\$0.00
3370	Servicios de protección y seguridad	\$4,646.00	\$0.00	\$4,646.00	\$0.00	\$4,646.00	\$0.00	\$0.00	\$4,646.00	\$0.00	\$0.00	\$0.00
3371	Servicios de protección y seguridad	\$4,646.00	\$0.00	\$4,646.00	\$0.00	\$4,646.00	\$0.00	\$0.00	\$4,646.00	\$0.00	\$0.00	\$0.00
3380	Servicios de vigilancia	\$394,442.00	\$0.00	\$394,442.00	\$129,600.00	\$264,842.00	\$129,600.00	\$0.00	\$264,842.00	\$129,600.00	\$129,600.00	\$0.00
3381	Servicios de vigilancia	\$394,442.00	\$0.00	\$394,442.00	\$129,600.00	\$264,842.00	\$129,600.00	\$0.00	\$264,842.00	\$129,600.00	\$129,600.00	\$0.00
3400	SERVICIOS FINANCIEROS, BANCARIOS Y COMERCIAL	\$129,237.97	\$10,914.72	\$140,152.69	\$103,504.42	\$36,648.27	\$103,504.42	\$0.00	\$36,648.27	\$103,504.42	\$103,504.42	\$0.00
3410	Servicios financieros y bancarios	\$28,000.00	\$0.00	\$28,000.00	\$10,071.70	\$17,928.30	\$10,071.70	\$0.00	\$17,928.30	\$10,071.70	\$10,071.70	\$0.00
3411	Servicios financieros y bancarios	\$28,000.00	\$0.00	\$28,000.00	\$10,071.70	\$17,928.30	\$10,071.70	\$0.00	\$17,928.30	\$10,071.70	\$10,071.70	\$0.00
3450	Seguro de bienes patrimoniales	\$61,237.97	\$4,414.72	\$65,652.69	\$65,652.69	\$0.00	\$65,652.69	\$0.00	\$0.00	\$65,652.69	\$65,652.69	\$0.00
3451	Seguro de bienes patrimoniales	\$61,237.97	\$4,414.72	\$65,652.69	\$65,652.69	\$0.00	\$65,652.69	\$0.00	\$0.00	\$65,652.69	\$65,652.69	\$0.00
3470	Fletes y maniobras	\$0.00	\$1,500.00	\$1,500.00	\$1,209.97	\$290.03	\$1,209.97	\$0.00	\$290.03	\$1,209.97	\$1,209.97	\$0.00
3471	Fletes y maniobras	\$0.00	\$1,500.00	\$1,500.00	\$1,209.97	\$290.03	\$1,209.97	\$0.00	\$290.03	\$1,209.97	\$1,209.97	\$0.00
3480	Comisiones por ventas	\$40,000.00	\$5,000.00	\$45,000.00	\$26,570.06	\$18,429.94	\$26,570.06	\$0.00	\$18,429.94	\$26,570.06	\$26,570.06	\$0.00
3481	Comisiones por ventas	\$40,000.00	\$5,000.00	\$45,000.00	\$26,570.06	\$18,429.94	\$26,570.06	\$0.00	\$18,429.94	\$26,570.06	\$26,570.06	\$0.00
3500	SERVICIOS DE INSTALACIÓN, REPARACIÓN Y MANTENIMIENTO DE BIENES MUEBLES	\$331,757.44	\$84,805.00	\$416,562.44	\$364,454.32	\$52,108.12	\$362,554.24	\$1,900.08	\$54,008.20	\$362,554.24	\$362,554.24	\$0.00
3510	Conservación y mantenimiento menor de inmuebles	\$131,684.60	\$79,938.43	\$211,623.03	\$211,623.03	\$0.00	\$211,623.03	\$0.00	\$0.00	\$211,623.03	\$211,623.03	\$0.00
3511	Conservación y mantenimiento menor de inmuebles	\$131,684.60	\$79,938.43	\$211,623.03	\$211,623.03	\$0.00	\$211,623.03	\$0.00	\$0.00	\$211,623.03	\$211,623.03	\$0.00
3520	Instalación, reparación y mantenimiento de mobiliario y ex	\$37,663.74	-\$3,047.10	\$34,616.64	\$34,456.64	\$160.00	\$34,456.64	\$0.00	\$160.00	\$34,456.64	\$34,456.64	\$0.00
3521	Instalación, reparación y mantenimiento de mobiliario y ex	\$37,663.74	-\$3,047.10	\$34,616.64	\$34,456.64	\$160.00	\$34,456.64	\$0.00	\$160.00	\$34,456.64	\$34,456.64	\$0.00
3530	Instalación, reparación y mantenimiento de equipo de có	\$31,617.00	\$4,981.80	\$36,598.80	\$30,508.00	\$6,090.80	\$30,508.00	\$0.00	\$6,090.80	\$30,508.00	\$30,508.00	\$0.00
3531	Instalación, reparación y mantenimiento de equipo de có	\$31,617.00	\$4,981.80	\$36,598.80	\$30,508.00	\$6,090.80	\$30,508.00	\$0.00	\$6,090.80	\$30,508.00	\$30,508.00	\$0.00
3550	Reparación y mantenimiento de equipo de transporte	\$37,668.49	-\$1,973.13	\$35,695.36	\$23,046.65	\$12,648.71	\$21,146.57	\$1,900.08	\$14,548.79	\$21,146.57	\$21,146.57	\$0.00
3551	Reparación y mantenimiento de equipo de transporte	\$37,668.49	-\$1,973.13	\$35,695.36	\$23,046.65	\$12,648.71	\$21,146.57	\$1,900.08	\$14,548.79	\$21,146.57	\$21,146.57	\$0.00
3570	Instalación, reparación y mantenimiento de maquinaria, o	\$16,839.74	\$28,980.26	\$45,820.00	\$45,820.00	\$0.00	\$45,820.00	\$0.00	\$0.00	\$45,820.00	\$45,820.00	\$0.00
3571	Instalación, reparación y mantenimiento de maquinaria, o	\$16,839.74	\$28,980.26	\$45,820.00	\$45,820.00	\$0.00	\$45,820.00	\$0.00	\$0.00	\$45,820.00	\$45,820.00	\$0.00
3580	Servicios de limpieza y manejo de desechos	\$32,423.81	\$0.00	\$32,423.81	\$0.00	\$32,423.81	\$0.00	\$0.00	\$32,423.81	\$0.00	\$0.00	\$0.00
3581	Servicios de limpieza y manejo de desechos	\$32,423.81	\$0.00	\$32,423.81	\$0.00	\$32,423.81	\$0.00	\$0.00	\$32,423.81	\$0.00	\$0.00	\$0.00
3590	Servicios de jardinería y fumigación	\$43,860.06	-\$24,075.26	\$19,784.80	\$19,000.00	\$784.80	\$19,000.00	\$0.00	\$784.80	\$19,000.00	\$19,000.00	\$0.00



INSTITUTO TECNOLÓGICO
SUPERIOR DE TEPEACA

Fuente de Financiamiento		Aprobado	Ampliaciones / (Reducciones)	Presupuesto Vigente	Comprometido	Presupuesto Disponibile para Comprometer	Devengado	Comprometido No Devengado	Presupuesto Sin Devengar	Ejercido	Pagado	Cuentas por Pagar Deuda
Objeto	Gasto											
3591	Servicios de jardinería y fumigación	\$43,860.06	-\$24,075.26	\$19,784.80	\$19,000.00	\$784.80	\$19,000.00	\$0.00	\$784.80	\$19,000.00	\$19,000.00	\$0.00
3600	SERVICIOS DE COMUNICACIÓN SOCIAL Y PUBLICIDA	\$100,000.00	\$0.00	\$100,000.00	\$0.00	\$100,000.00	\$0.00	\$0.00	\$100,000.00	\$0.00	\$0.00	\$0.00
3610	Difusión por radio, televisión y otros medios de mensajes	\$100,000.00	\$0.00	\$100,000.00	\$0.00	\$100,000.00	\$0.00	\$0.00	\$100,000.00	\$0.00	\$0.00	\$0.00
3611	Difusión por radio, televisión y otros medios de mensajes	\$100,000.00	\$0.00	\$100,000.00	\$0.00	\$100,000.00	\$0.00	\$0.00	\$100,000.00	\$0.00	\$0.00	\$0.00
3700	SERVICIOS DE TRASLADO Y VIÁTICOS	\$157,483.34	\$0.00	\$157,483.34	\$62,833.39	\$94,649.95	\$62,833.39	\$0.00	\$94,649.95	\$62,833.39	\$62,833.39	\$0.00
3710	Pasajes aéreos	\$25,000.00	\$0.00	\$25,000.00	\$14,778.00	\$10,222.00	\$14,778.00	\$0.00	\$10,222.00	\$14,778.00	\$14,778.00	\$0.00
3711	Pasajes Aéreos Nacionales	\$25,000.00	\$0.00	\$25,000.00	\$14,778.00	\$10,222.00	\$14,778.00	\$0.00	\$10,222.00	\$14,778.00	\$14,778.00	\$0.00
3720	Pasajes terrestres	\$30,646.92	\$0.00	\$30,646.92	\$8,646.00	\$22,000.92	\$8,646.00	\$0.00	\$22,000.92	\$8,646.00	\$8,646.00	\$0.00
3721	Pasajes terrestres Nacionales	\$30,646.92	\$0.00	\$30,646.92	\$8,646.00	\$22,000.92	\$8,646.00	\$0.00	\$22,000.92	\$8,646.00	\$8,646.00	\$0.00
3750	Viáticos en el país	\$98,836.42	\$0.00	\$98,836.42	\$39,409.39	\$59,427.03	\$39,409.39	\$0.00	\$59,427.03	\$39,409.39	\$39,409.39	\$0.00
3751	Viáticos en el país	\$98,836.42	\$0.00	\$98,836.42	\$39,409.39	\$59,427.03	\$39,409.39	\$0.00	\$59,427.03	\$39,409.39	\$39,409.39	\$0.00
3780	Servicios integrales de traslado y viáticos	\$3,000.00	\$0.00	\$3,000.00	\$0.00	\$3,000.00	\$0.00	\$0.00	\$3,000.00	\$0.00	\$0.00	\$0.00
3781	Servicios integrales de traslado y viáticos	\$3,000.00	\$0.00	\$3,000.00	\$0.00	\$3,000.00	\$0.00	\$0.00	\$3,000.00	\$0.00	\$0.00	\$0.00
3800	SERVICIOS OFICIALES	\$126,747.94	\$0.00	\$126,747.94	\$40,784.11	\$85,963.83	\$40,784.11	\$0.00	\$85,963.83	\$40,784.11	\$40,784.11	\$0.00
3820	Gastos de orden social y cultural	\$60,225.94	\$0.00	\$60,225.94	\$36,260.11	\$23,965.83	\$36,260.11	\$0.00	\$23,965.83	\$36,260.11	\$36,260.11	\$0.00
3821	Gastos de orden social y cultural	\$60,225.94	\$0.00	\$60,225.94	\$36,260.11	\$23,965.83	\$36,260.11	\$0.00	\$23,965.83	\$36,260.11	\$36,260.11	\$0.00
3830	Congresos y convenciones	\$66,522.00	\$0.00	\$66,522.00	\$4,524.00	\$61,998.00	\$4,524.00	\$0.00	\$61,998.00	\$4,524.00	\$4,524.00	\$0.00
3831	Congresos y convenciones	\$66,522.00	\$0.00	\$66,522.00	\$4,524.00	\$61,998.00	\$4,524.00	\$0.00	\$61,998.00	\$4,524.00	\$4,524.00	\$0.00
3900	OTROS SERVICIOS GENERALES	\$464,980.03	\$0.00	\$464,980.03	\$193,343.28	\$271,636.75	\$193,343.28	\$0.00	\$271,636.75	\$193,343.28	\$147,168.97	\$46,174.31
3920	Impuestos y derechos	\$75,000.00	\$0.00	\$75,000.00	\$21,820.21	\$53,179.79	\$21,820.21	\$0.00	\$53,179.79	\$21,820.21	\$21,820.21	\$0.00
3921	Impuestos y derechos	\$75,000.00	\$0.00	\$75,000.00	\$21,820.21	\$53,179.79	\$21,820.21	\$0.00	\$53,179.79	\$21,820.21	\$21,820.21	\$0.00
3980	Impuesto sobre nóminas y otros que se deriven de una re	\$389,980.03	\$0.00	\$389,980.03	\$171,523.07	\$218,456.96	\$171,523.07	\$0.00	\$218,456.96	\$171,523.07	\$125,348.76	\$46,174.31
3981	Impuesto sobre nóminas y otros que se deriven de una re	\$389,980.03	\$0.00	\$389,980.03	\$171,523.07	\$218,456.96	\$171,523.07	\$0.00	\$218,456.96	\$171,523.07	\$125,348.76	\$46,174.31
4000	TRANSFERENCIAS, ASIGNACIONES, SUBSIDIO	\$250,000.00	\$0.00	\$250,000.00	\$21,851.52	\$228,148.48	\$21,851.52	\$0.00	\$228,148.48	\$21,851.52	\$21,851.52	\$0.00
4400	AYUDAS SOCIALES	\$250,000.00	\$0.00	\$250,000.00	\$21,851.52	\$228,148.48	\$21,851.52	\$0.00	\$228,148.48	\$21,851.52	\$21,851.52	\$0.00
4440	Ayudas sociales a actividades científicas o académicas	\$250,000.00	\$0.00	\$250,000.00	\$21,851.52	\$228,148.48	\$21,851.52	\$0.00	\$228,148.48	\$21,851.52	\$21,851.52	\$0.00
4441	Ayudas sociales a actividades científicas o académicas	\$250,000.00	\$0.00	\$250,000.00	\$21,851.52	\$228,148.48	\$21,851.52	\$0.00	\$228,148.48	\$21,851.52	\$21,851.52	\$0.00
ESTATAL		\$19,257,509.00	\$941,405.00	\$20,198,914.00	\$10,986,524.48	\$9,212,389.52	\$10,984,624.40	\$1,900.08	\$9,214,289.60	\$10,984,624.40	\$10,734,330.18	\$250,294.22
17	CAPTACION DE DERECHOS											
1000	SERVICIOS PERSONALES	\$2,206,163.00	-\$251,787.60	\$1,954,375.40	\$166,263.49	\$1,788,111.91	\$166,263.49	\$0.00	\$1,788,111.91	\$166,263.49	\$166,263.49	\$0.00





Usr: subplaneacion
Rep: rptEstadoPresupuestoEgresos_FF

Instituto Tecnológico Superior de Tepeaca Estado de Puebla

Estado del Ejercicio del Presupuesto por Fuente de Financiamiento Al 31/jul/2019

Fecha y hora de Impresión | 14/ago/2019
11:47 a.m.

Fuente de Financiamiento		Aprobado	Ampliaciones / (Reducciones)	Presupuesto Vigente	Comprometido	Presupuesto Disponible para Comprometer	Devengado	Comprometido No Devengado	Presupuesto Sin Devengar	Ejercido	Pagado	Cuentas por
Objeto	del Gasto											Pagar Deuda
1500	OTRAS PRESTACIONES SOCIALES Y ECONÓMICAS	\$2,206,163.00	-\$429,878.64	\$1,776,284.36	\$0.00	\$1,776,284.36	\$0.00	\$0.00	\$1,776,284.36	\$0.00	\$0.00	\$0.00
1520	Indemnizaciones	\$2,206,163.00	-\$429,878.64	\$1,776,284.36	\$0.00	\$1,776,284.36	\$0.00	\$0.00	\$1,776,284.36	\$0.00	\$0.00	\$0.00
1521	Indemnizaciones	\$2,206,163.00	-\$429,878.64	\$1,776,284.36	\$0.00	\$1,776,284.36	\$0.00	\$0.00	\$1,776,284.36	\$0.00	\$0.00	\$0.00
1700	PAGO DE ESTÍMULOS A SERVIDORES PÚBLICOS	\$0.00	\$178,091.04	\$178,091.04	\$166,263.49	\$11,827.55	\$166,263.49	\$0.00	\$11,827.55	\$166,263.49	\$166,263.49	\$0.00
1710	Estímulos	\$0.00	\$178,091.04	\$178,091.04	\$166,263.49	\$11,827.55	\$166,263.49	\$0.00	\$11,827.55	\$166,263.49	\$166,263.49	\$0.00
1711	Estímulos	\$0.00	\$178,091.04	\$178,091.04	\$166,263.49	\$11,827.55	\$166,263.49	\$0.00	\$11,827.55	\$166,263.49	\$166,263.49	\$0.00
3000	SERVICIOS GENERALES	\$0.00	\$518,500.00	\$518,500.00	\$518,500.00	\$0.00	\$518,500.00	\$0.00	\$0.00	\$518,500.00	\$518,500.00	\$0.00
3300	SERVICIOS PROFESIONALES, CIENTÍFICOS, TÉCNICO	\$0.00	\$494,000.00	\$494,000.00	\$494,000.00	\$0.00	\$494,000.00	\$0.00	\$0.00	\$494,000.00	\$494,000.00	\$0.00
3310	Servicios legales, de contabilidad, auditoría y relacionado	\$0.00	\$435,000.00	\$435,000.00	\$435,000.00	\$0.00	\$435,000.00	\$0.00	\$0.00	\$435,000.00	\$435,000.00	\$0.00
3311	Servicios legales, de contabilidad, auditoría y relacionado	\$0.00	\$435,000.00	\$435,000.00	\$435,000.00	\$0.00	\$435,000.00	\$0.00	\$0.00	\$435,000.00	\$435,000.00	\$0.00
3340	Servicios de capacitación	\$0.00	\$59,000.00	\$59,000.00	\$59,000.00	\$0.00	\$59,000.00	\$0.00	\$0.00	\$59,000.00	\$59,000.00	\$0.00
3341	Servicios de capacitación	\$0.00	\$59,000.00	\$59,000.00	\$59,000.00	\$0.00	\$59,000.00	\$0.00	\$0.00	\$59,000.00	\$59,000.00	\$0.00
3900	OTROS SERVICIOS GENERALES	\$0.00	\$24,500.00	\$24,500.00	\$24,500.00	\$0.00	\$24,500.00	\$0.00	\$0.00	\$24,500.00	\$24,500.00	\$0.00
3920	Impuestos y derechos	\$0.00	\$24,500.00	\$24,500.00	\$24,500.00	\$0.00	\$24,500.00	\$0.00	\$0.00	\$24,500.00	\$24,500.00	\$0.00
3921	Impuestos y derechos	\$0.00	\$24,500.00	\$24,500.00	\$24,500.00	\$0.00	\$24,500.00	\$0.00	\$0.00	\$24,500.00	\$24,500.00	\$0.00
4000	TRANSFERENCIAS, ASIGNACIONES, SUBSIDIO	\$0.00	\$306,787.00	\$306,787.00	\$176,359.00	\$130,428.00	\$175,098.00	\$1,261.00	\$131,689.00	\$175,098.00	\$175,098.00	\$0.00
4400	AYUDAS SOCIALES	\$0.00	\$306,787.00	\$306,787.00	\$176,359.00	\$130,428.00	\$175,098.00	\$1,261.00	\$131,689.00	\$175,098.00	\$175,098.00	\$0.00
4410	Ayudas sociales a personas	\$0.00	\$130,787.00	\$130,787.00	\$103,379.00	\$27,408.00	\$102,118.00	\$1,261.00	\$28,669.00	\$102,118.00	\$102,118.00	\$0.00
4411	Ayudas sociales a personas	\$0.00	\$130,787.00	\$130,787.00	\$103,379.00	\$27,408.00	\$102,118.00	\$1,261.00	\$28,669.00	\$102,118.00	\$102,118.00	\$0.00
4440	Ayudas sociales a actividades científicas o académicas	\$0.00	\$176,000.00	\$176,000.00	\$72,980.00	\$103,020.00	\$72,980.00	\$0.00	\$103,020.00	\$72,980.00	\$72,980.00	\$0.00
4441	Ayudas sociales a actividades científicas o académicas	\$0.00	\$176,000.00	\$176,000.00	\$72,980.00	\$103,020.00	\$72,980.00	\$0.00	\$103,020.00	\$72,980.00	\$72,980.00	\$0.00
CAPTACION DE DERECHOS		\$2,206,163.00	\$573,499.40	\$2,779,662.40	\$861,122.49	\$1,918,539.91	\$859,861.49	\$1,261.00	\$1,919,800.91	\$859,861.49	\$859,861.49	\$0.00
Total Final		\$40,996,181.00	\$6,984,545.34	\$47,980,726.34	\$21,089.17	\$21,581,637.17	\$26,395,928.09	\$3,161.08	\$21,584,798.25	\$26,395,928.09	\$26,145,634.04	\$250,294.05



INSTITUTO TECNOLÓGICO
SUPERIOR DE TEPEACA



Usr: subplaneacion
 Rep: rptEstadoPresupuestoEgresos_FF

Instituto Tecnológico Superior de Tepeaca
 Estado de Puebla

Estado del Ejercicio del Presupuesto por Fuente de Financiamiento Al 31/jul/2019

Fecha y hora de Impresión | 14/ago/2019 11:47 a.m.

Objeto del Gasto	Fuente de Financiamiento	Aprobado	Ampliaciones / (Reducciones)	Presupuesto Vigente	Comprometido	Presupuesto Disponible para Comprometer	Devengado	Comprometido No Devengado	Presupuesto Sin Devengar	Ejercido	Pagado	Cuentas por Pagar Deuda
------------------	--------------------------	----------	------------------------------	---------------------	--------------	---	-----------	---------------------------	--------------------------	----------	--------	-------------------------


Bajo protesta de decir verdad declaramos que los Estados Financieros y sus Notas son razonablemente correctos y responsabilidad del emisor


 MIA. ELISEO RAMIREZ TORRES
 DIRECTOR GENERAL


 MIA. JOSÉ GUADALUPE AGUILAR JIMÉNEZ
 DIRECTOR DE PLANEACIÓN, ADMINISTRACIÓN Y FINANZAS


 MI. GABRIELA CECILIA PORTES FLORES LARA
 SUBDIRECTORA DE PLANEACIÓN Y EVALUACIÓN


 MFP. MIGUEL ÁNGEL GALINDO ESCOBAR
 SUBDIRECTOR DE ADMINISTRACIÓN Y FINANZAS


 CP. ELVIA MARTHA LARIOS PONCE
 JEFA DEL DEPTO. DE REC. FINANCIEROS Y CONTABILIDAD

